

63273-1 ✓ ACTIVE

MAG-MATE

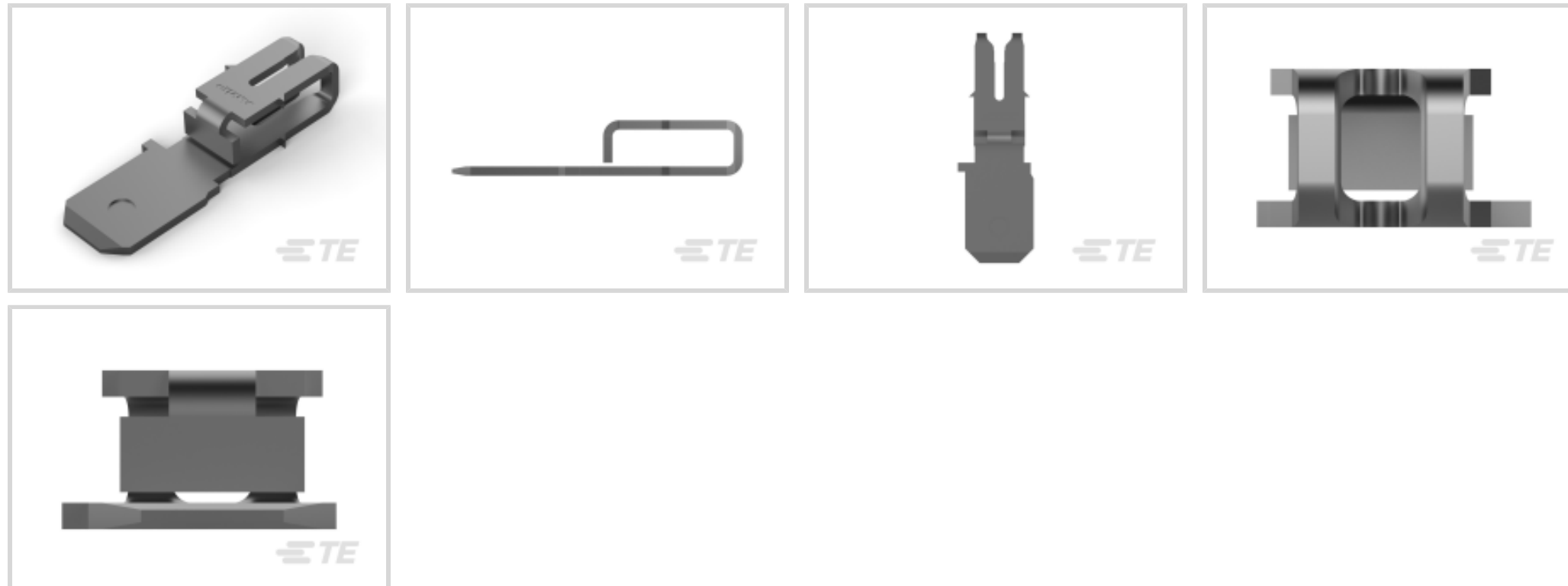
TE Internal #: 63273-1

Magnet Wire Terminals, Tab, Mating Tab Width .187 in [4.75 mm],
Size 2, 18 – 16.5 AWG Aluminum Wire, .82 – 1.17 mm Aluminum
Wire, MAG-MATE

[View on TE.com >](#)



Terminals & Splices > Magnet Wire Terminals



Magnet Wire Terminal Type: **Tab**

Mating Tab Width: **4.75 mm [.187 in]**

Mating Tab Thickness: **.51 mm [.02 in]**

Compatible With Cavity Size: **Size 2**

Aluminum Wire Size: **18 – 16.5 AWG**

Features

Product Type Features

Compatible With Discrete Wire Type	Magnet Wire, Solid
------------------------------------	--------------------

Body Features

Compatible With Cavity Size	Size 2
-----------------------------	--------

Contact Features

Magnet Wire Terminal Type	Tab
Mating Tab Width	4.75 mm[.187 in]
Mating Tab Thickness	.51 mm[.02 in]
Terminal Plating Material	Tin
Terminal Orientation	Straight

Termination Features

Termination Method to Wire & Cable	Insulation Displacement (IDC)
------------------------------------	-------------------------------

Mechanical Attachment

Mating Retention Type	Dimple
-----------------------	--------



Dimensions

Terminal Height	7.68 mm[.3 in]
Aluminum Wire Size	.82 – 1.17 mm
Magnet Wire Size	.91 – 1.15 mm
Stock Thickness (Magnet Wire Side)	.51 mm[.02 in]
Product Length	16 mm[.63 in]

Usage Conditions

Insulation Option	Uninsulated
Operating Temperature Range	-65 – 150 °C[-85 – 302 °F]

Operation/Application

Compatible With Wire Base Material	Aluminum, Copper
------------------------------------	------------------

Identification Marking

Identification Number	24
-----------------------	----

Packaging Features

Packaging Quantity	12000
Packaging Method	Reel, Reel/Carton

Other

Terminals & Splices Comment	After insertion into plastic cavity, tab portion must be bent over 45°-90° or potted in to prevent pullout when mating receptacle is disconnected., Single magnet wire only.
-----------------------------	------------------------------------------------------------------------------------------------------------------------------------------------------------------------------

Product Compliance

[For compliance documentation, visit the product page on TE.com>](#)

EU RoHS Directive 2011/65/EU	Compliant
EU ELV Directive 2000/53/EC	Compliant
China RoHS 2 Directive MIIT Order No 32, 2016	No Restricted Materials Above Threshold
EU REACH Regulation (EC) No. 1907/2006	Current ECHA Candidate List: JUNE 2023 (235) Candidate List Declared Against: JUNE 2022 (224) Does not contain REACH SVHC
Halogen Content	Low Halogen - Br, Cl, F, I < 900 ppm per homogenous material. Also BFR/CFR/PVC Free

Solder Process Capability

Not applicable for solder process capability

Product Compliance Disclaimer


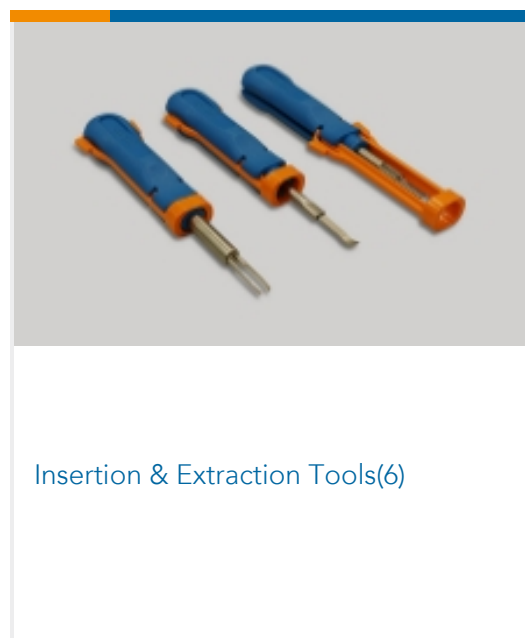
This information is provided based on reasonable inquiry of our suppliers and represents our current actual knowledge based on the information they provided. This information is subject to change. The part numbers that TE has identified as EU RoHS compliant have a maximum concentration of 0.1% by weight in homogenous materials for lead, hexavalent chromium, mercury, PBB, PBDE, DBP, BBP, DEHP, DIBP, and 0.01% for cadmium, or qualify for an exemption to these limits as defined in the Annexes of Directive 2011/65/EU (RoHS2). Finished electrical and electronic equipment products will be CE marked as required by Directive 2011/65/EU. Components may not be CE marked. Additionally, the part numbers that TE has identified as EU ELV compliant have a maximum concentration of 0.1% by weight in homogenous materials for lead, hexavalent chromium, and mercury, and 0.01% for cadmium, or qualify for an exemption to these limits as defined in the Annexes of Directive 2000/53/EC (ELV). Regarding the REACH Regulation, the information TE provides on SVHC in articles for this part number is based on the latest European Chemicals Agency (ECHA) 'Guidance on requirements for substances in articles' posted at this URL: <https://echa.europa.eu/guidance-documents/guidance-on-reach>

Compatible Parts

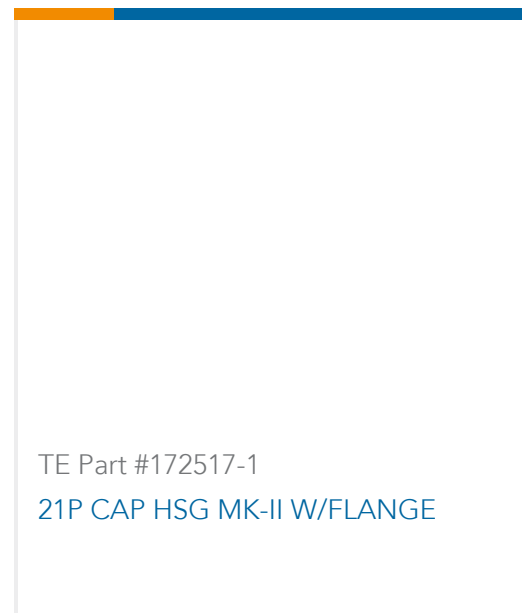
 <p>TE Part # 63145-1 MAG-MATE 110 TAB 17-19 020TPBR</p>	 <p>TE Part # 63665-1 MAG-MATE 187 FAST TAB 020TPBR</p>	 <p>TE Part # 62888-2 MAG-MATE 187 TAB 020 TPBR</p>	 <p>TE Part # 62514-1 MAG-MATE 27-23 187 F TAB TPBR</p>
 <p>TE Part # 62888-1 MAG-MATE 187 TAB 020 TPBR</p>	 <p>TE Part # 63585-1 MAG-MATE 27-23 187 F TAB TPBR</p>	 <p>TE Part # 1742160-1 TAB,187 FASTON,MAG-MATE</p>	 <p>TE Part # 62512-1 MAG-MATE 30-27 187 F TAB TPBR</p>
 <p>TE Part # 62904-1 MAG-MATE 187 TAB 020 TPBR</p>	 <p>TE Part # 62511-1 MAG-MATE 22-20 187 F TAB TPBR</p>	 <p>TE Part # 1742159-1 TERMINAL,SPLICE, MAG-MATE</p>	 <p>TE Part # 1742159-2 TERM,SPLICE,MAG-MATE</p>



Also in the Series | **MAG-MATE**



Customers Also Bought



Documents

Product Drawings

[MAG-MATE 187 FAST TAB 020TPBR](#)

English

CAD Files

[3D PDF](#)

[3D](#)



Customer View Model

[ENG_CVM_CVM_63273-1_AB.2d_dxf.zip](#)

English

Customer View Model

[ENG_CVM_CVM_63273-1_AB.3d_igs.zip](#)

English

Customer View Model

[ENG_CVM_CVM_63273-1_AB.3d_stp.zip](#)

English

By downloading the CAD file I accept and agree to the [Terms and Conditions](#) of use.

Datasheets & Catalog Pages

[Magnet Wire Terminals & Splices](#)

English

Product Specifications

[Application Specification](#)

English

Product Environmental Compliance

[MD_63273-1_12262017859_dmtec](#)

English

[MD_63273-1_12262017859_dmtec](#)

English