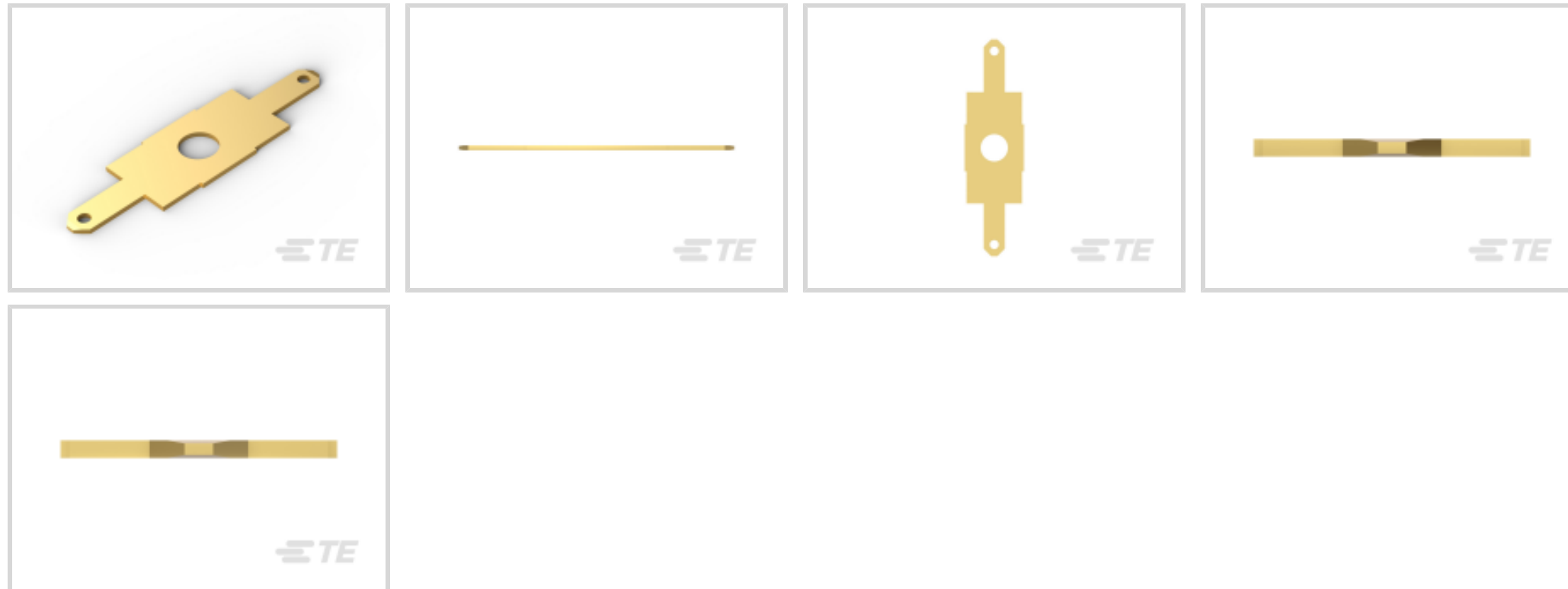




Terminals & Splices > PCB Terminals



PCB Terminal Type: **Tab**

Mating Tab Width: **2.8 mm [.11 in]**

Mating Tab Thickness: **.51 mm [.019 in]**

PCB Hole Diameter: **3.68 mm [.145 in]**

Termination Method to Printed Circuit Board: **Through Hole - Screw**

Features

Product Type Features

Terminal Features	Stud Hole
-------------------	-----------

Contact Features

PCB Terminal Type	Tab
Mating Tab Width	2.8 mm[.11 in]
Mating Tab Thickness	.51 mm[.019 in]
Terminal Plating Material	Unplated
Contact Underplating Material	None
Terminal Size	2.8
Terminal Orientation	Straight

Termination Features

Termination Method to Printed Circuit Board	Through Hole - Screw
Product Terminates To	Printed Circuit Board

Dimensions

Stud Diameter	3.68 mm[.145 in]
---------------	------------------



PCB Hole Diameter	3.68 mm[.145 in]
-------------------	------------------

Usage Conditions

Insulation Option	Uninsulated
Operating Temperature Range	-40 – 105 °C[-40 – 221 °F]

Industry Standards

Agency/Standard	CSA
-----------------	-----

Packaging Features

Packaging Quantity	1000
Packaging Method	Bag

Product Compliance

[For compliance documentation, visit the product page on TE.com>](#)

EU RoHS Directive 2011/65/EU	Compliant
EU ELV Directive 2000/53/EC	Compliant
China RoHS 2 Directive MIIT Order No 32, 2016	No Restricted Materials Above Threshold
EU REACH Regulation (EC) No. 1907/2006	Current ECHA Candidate List: JUNE 2023 (235) Candidate List Declared Against: JUNE 2023 (235) Does not contain REACH SVHC
Halogen Content	Low Halogen - Br, Cl, F, I < 900 ppm per homogenous material. Also BFR/CFR/PVC Free
Solder Process Capability	Not applicable for solder process capability

Product Compliance Disclaimer




This information is provided based on reasonable inquiry of our suppliers and represents our current actual knowledge based on the information they provided. This information is subject to change. The part numbers that TE has identified as EU RoHS compliant have a maximum concentration of 0.1% by weight in homogenous materials for lead, hexavalent chromium, mercury, PBB, PBDE, DBP, BBP, DEHP, DIBP, and 0.01% for cadmium, or qualify for an exemption to these limits as defined in the Annexes of Directive 2011/65/EU (RoHS2). Finished electrical and electronic equipment products will be CE marked as required by Directive 2011/65/EU. Components may not be CE marked. Additionally, the part numbers that TE has identified as EU ELV compliant have a maximum concentration of 0.1% by weight in homogenous materials for lead, hexavalent chromium, and mercury, and 0.01% for cadmium, or qualify for an exemption to these limits as defined in the Annexes of Directive 2000/53/EC (ELV). Regarding the REACH Regulation, the information TE provides on SVHC in articles for this part number is based on the latest European Chemicals Agency (ECHA) 'Guidance on requirements for substances in articles' posted at this URL: <https://echa.europa.eu/guidance-documents/guidance-on-reach>

Compatible Parts

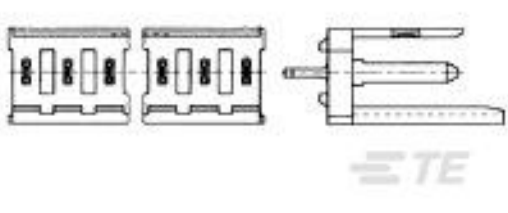
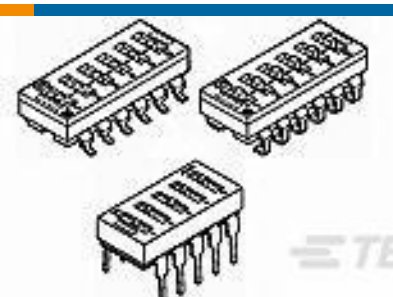
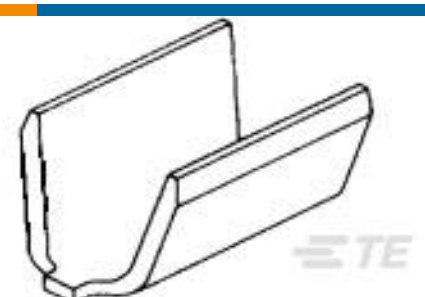
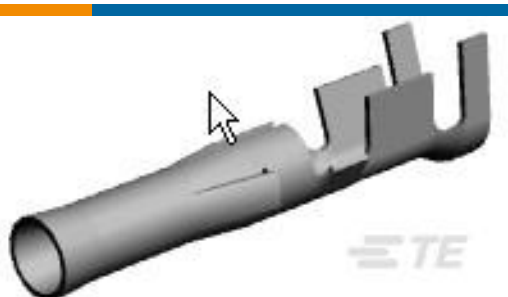


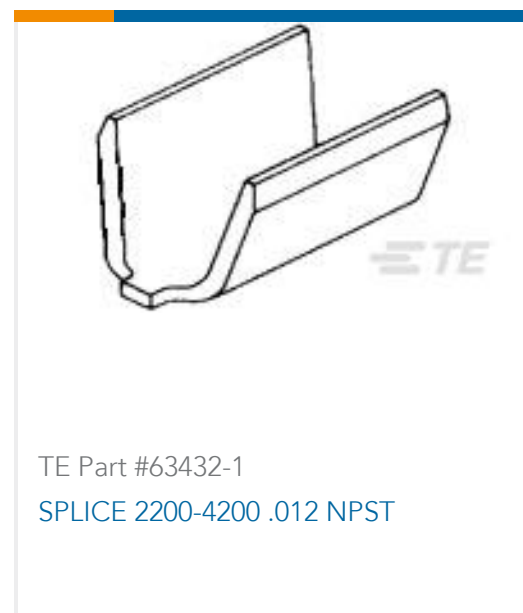
 <p>TE Part # 735187-2 110 FASTON TAB TPBR</p>	 <p>TE Part # 62298-1 187 FASTON TAB BR</p>	 <p>TE Part # 60443-1 187 FASTON TAB BR</p>	 <p>TE Part # 62061-1 110 FASTON TAB BR</p>
 <p>TE Part # 62061-2 110 FASTON TAB BR</p>	 <p>TE Part # 62836-1 110 FASTON TAB TPBR</p>	 <p>TE Part # 62576-1 187 FASTON TAB BR</p>	 <p>TE Part # 42822-4 250 FASTON TAB TPBR</p>
 <p>TE Part # 62628-1 100 FASTON TAB TPST</p>	 <p>TE Part # 63633-1 250 FASTON TAB BR</p>	 <p>TE Part # 62629-2 110 FASTON TAB BR</p>	 <p>TE Part # 60613-1 205 FASTON TAB BR</p>

Also in the Series | **FASTON 110**

 <p>Crimp Terminal Housings(13)</p>	 <p>Insertion & Extraction Tools(1)</p>	 <p>PCB Terminals(21)</p>	 <p>Quick Disconnects(171)</p>
--	--	--	---

Customers Also Bought

 <p>TE Part #280610-1 4P MOD 1 SHROUDED HEADER, ST, TIN PLTD</p>	 <p>TE Part #1825360-3 ADE04A04=4POS DIP SWITCH</p>	 <p>TE Part #42329-1 SPLICE 1200-2600 .012 NPST</p>	 <p>TE Part #350415-5 .093 COMM P&S SOK 20-14 AUBR</p>
---	--	--	---



Documents

Product Drawings

110 FASTON TAB BR

English

CAD Files

3D PDF

3D

Customer View Model

[ENG_CVM_CVM_62628-2_M.2d_dxf.zip](#)

English

Customer View Model

[ENG_CVM_CVM_62628-2_M.3d_igs.zip](#)

English

Customer View Model

[ENG_CVM_CVM_62628-2_M.3d_stp.zip](#)

English

By downloading the CAD file I accept and agree to the [Terms and Conditions](#) of use.

Datasheets & Catalog Pages

FASTON Tabs

English

Product Environmental Compliance

TE Material Declaration

English