

61561-2 ✓ ACTIVE

AMP-IN

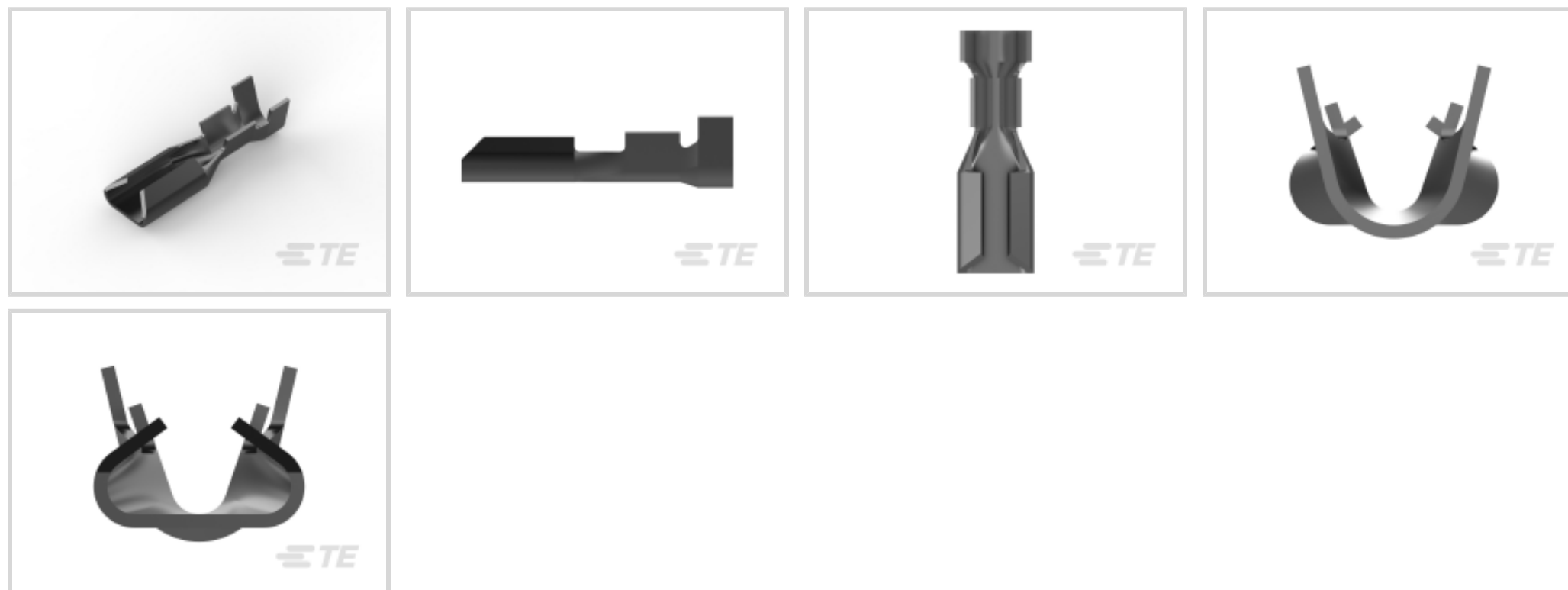
TE Internal #: 61561-2

PCB Terminals, Receptacle, PCB Hole Diameter 4.1 mm [.161 in], 22 – 18 AWG Wire Size, .3 – .9 mm² Wire Size, Through Hole - Solder, Tin Plating, Reel

[View on TE.com >](#)



Terminals & Splices > PCB Terminals



PCB Terminal Type: **Receptacle**

PCB Thickness (Recommended): 1.57 mm [.062 in]

PCB Hole Diameter: 4.1 mm [.161 in]

Compatible Insulation Diameter (Max): 2.54 mm [.1 in]

Compatible Insulation Diameter Range: 2.03 – 2.54 mm [.08 – .1 in]

Features

Product Type Features

Terminal Features	Stud Hole
Wire Insulation Support Retention Type	Open Barrel

Contact Features

Contact Mating Area Plating Material Thickness	2.03 – 5.08 μm[80 – 200 μin]
PCB Terminal Type	Receptacle
Terminal Plating Material	Tin
Terminal Orientation	Straight


Termination Features

Termination Method to Printed Circuit Board	Through Hole - Solder
Product Terminates To	Printed Circuit Board

Mechanical Attachment

Wire Insulation Support	With
-------------------------	------

Dimensions





Terminal Material Thickness	.25 mm[.01 in]
PCB Thickness (Recommended)	1.57 mm[.062 in]
PCB Hole Diameter	4.1 mm[.161 in]
Compatible Insulation Diameter (Max)	2.54 mm[.1 in]
Compatible Insulation Diameter Range	2.03 – 2.54 mm[.08 – .1 in]
Wire Size	.3 – .9 mm ²

Usage Conditions

Insulation Option	Uninsulated
Operating Temperature Range	-30 – 105 °C[-22 – 221 °F]

Packaging Features

Packaging Quantity	20000
Packaging Method	Reel

Other

Terminals & Splices Comment	Machine applied applicator required., Two dimples inside (0.51 [.020] high).
-----------------------------	--

Product Compliance

[For compliance documentation, visit the product page on TE.com>](#)

EU RoHS Directive 2011/65/EU	Compliant
EU ELV Directive 2000/53/EC	Compliant
China RoHS 2 Directive MIIT Order No 32, 2016	No Restricted Materials Above Threshold
EU REACH Regulation (EC) No. 1907/2006	Current ECHA Candidate List: JUNE 2023 (235) Candidate List Declared Against: JUNE 2023 (235) Does not contain REACH SVHC
Halogen Content	Low Halogen - Br, Cl, F, I < 900 ppm per homogenous material. Also BFR/CFR/PVC Free
Solder Process Capability	Not applicable for solder process capability

Product Compliance Disclaimer

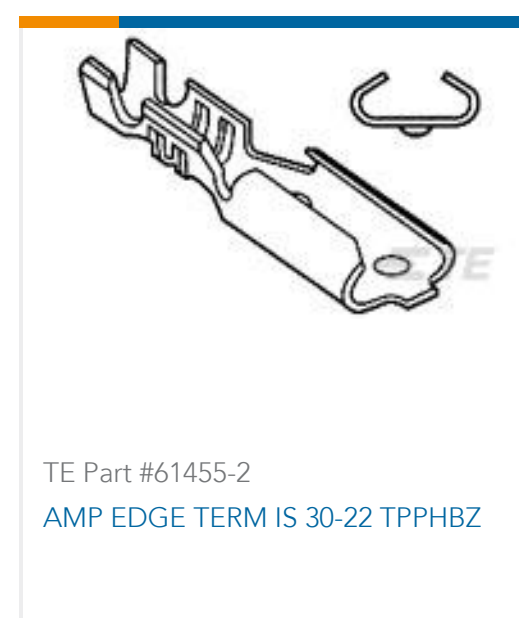
This information is provided based on reasonable inquiry of our suppliers and represents our current actual knowledge based on the information they provided. This information is subject to change. The part numbers that TE has identified as EU RoHS compliant have a maximum concentration of 0.1% by weight in homogenous materials for lead, hexavalent chromium, mercury, PBB, PBDE, DBP, BBP, DEHP, DIBP, and 0.01% for cadmium, or qualify for an exemption to these limits as defined in the Annexes of Directive 2011/65/EU (RoHS2). Finished electrical and electronic equipment products will be CE marked as required by Directive 2011/65/EU. Components may not be CE marked. Additionally, the part numbers that TE has identified as EU ELV compliant have a maximum concentration of 0.1% by weight in homogenous

materials for lead, hexavalent chromium, and mercury, and 0.01% for cadmium, or qualify for an exemption to these limits as defined in the Annexes of Directive 2000/53/EC (ELV). Regarding the REACH Regulation, the information TE provides on SVHC in articles for this part number is based on the latest European Chemicals Agency (ECHA) 'Guidance on requirements for substances in articles' posted at this URL: <https://echa.europa.eu/guidance-documents/guidance-on-reach>

Compatible Parts



Customers Also Bought



Documents

Product Drawings

[AMP-EDGE TERM 22-18 SN/PHBZ](#)

English

CAD Files

[3D PDF](#)

English

Customer View Model

[ENG_CVM_61561-2_E.3d_igs.zip](#)

English



Customer View Model

[ENG_CVM_61561-2_E.3d_stp.zip](#)

English

Customer View Model

[ENG_CVM_61561-2_E.2d_dxf.zip](#)

English

3D PDF

3D

Customer View Model

[ENG_CVM_CVM_61561-2_L.2d_dxf.zip](#)

English

Customer View Model

[ENG_CVM_CVM_61561-2_L.3d_igs.zip](#)

English

Customer View Model

[ENG_CVM_CVM_61561-2_L.3d_stp.zip](#)

English

By downloading the CAD file I accept and agree to the [Terms and Conditions](#) of use.

Datasheets & Catalog Pages

[PRINTED CIRCUIT BOARD TERMINALS AND DISCONNECTS](#)

English

Product Specifications

[Product Specification](#)

English

[Terminal, AMP EDGE](#)

English