

6-66460-6 ✓ ACTIVE

AMP | AMP Type III+

TE Internal #: 6-66460-6

Power Contacts, Contact, Tin, 32 AWG Wire Size, .03 mm² Wire Size, Wire & Cable, Wire Wrap, Power & Signal, Pin, AMP Type III+

[View on TE.com >](#)



Connectors > Power Connectors > Power Contacts



Power Contact Type: **Contact**

Contact Mating Area Plating Material: **Tin**

Wire Size: **.03 mm²**

Connector & Contact Terminates To: **Wire & Cable**

Features

Product Type Features

Power Contact Type	Contact
Connector & Contact Terminates To	Wire & Cable

Contact Features

Contact Size	Size 16
Contact Shape & Form	Square
Contact Mating Area Plating Material	Tin
Contact Current Rating (Max)	13 A
Contact Type	Pin
Mating Pin Diameter	1.6 mm[.063 in]
Contact Base Material	Brass
Contact Mating Area Plating Material Thickness	2.54 μm[100 μin]
Wire Contact Termination Area Plating Thickness	2.54 μm[100 μin]
Wire Contact Termination Area Plating Material	Tin
Wire Contact Termination Area Plating Material Finish	Bright
Contact Orientation	Straight



Contact Underplating Material	Nickel
Contact Underplating Material Thickness	1.27 μm[50 μin]

Termination Features

Termination Method to Wire & Cable	Wire Wrap
------------------------------------	-----------

Mechanical Attachment

Wire Insulation Support	Without
-------------------------	---------

Dimensions

Wire Size	.03 mm ²
-----------	---------------------

Usage Conditions

Operating Temperature Range	-55 – 90 °C[-67 – 194 °F]
-----------------------------	---------------------------

Operation/Application

Circuit Application	Power & Signal
---------------------	----------------

Packaging Features

Packaging Quantity	1000
Packaging Method	Carton

Product Compliance

[For compliance documentation, visit the product page on TE.com>](#)

EU RoHS Directive 2011/65/EU	Compliant
EU ELV Directive 2000/53/EC	Compliant
China RoHS 2 Directive MIIT Order No 32, 2016	No Restricted Materials Above Threshold
EU REACH Regulation (EC) No. 1907/2006	Current ECHA Candidate List: JUNE 2023 (235) Candidate List Declared Against: JUNE 2023 (235) Does not contain REACH SVHC
Halogen Content	Low Halogen - Br, Cl, F, I < 900 ppm per homogenous material. Also BFR/CFR/PVC Free
Solder Process Capability	Not applicable for solder process capability

Product Compliance Disclaimer


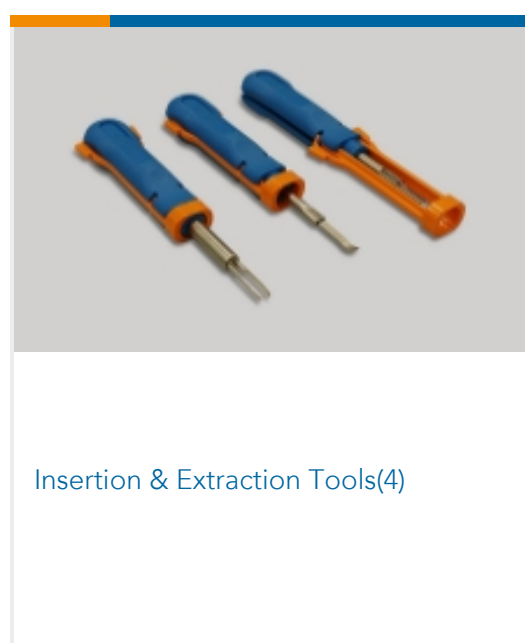
This information is provided based on reasonable inquiry of our suppliers and represents our current actual knowledge based on the information they provided. This information is subject to change. The part numbers that TE has identified as EU RoHS compliant have a maximum concentration of 0.1% by weight in homogenous materials for lead, hexavalent chromium, mercury, PBB, PBDE, DBP, BBP, DEHP, DIBP, and 0.01% for cadmium, or qualify for an exemption to these limits as defined in the Annexes of Directive 2011/65/EU (RoHS2). Finished electrical and electronic equipment products

will be CE marked as required by Directive 2011/65/EU. Components may not be CE marked. Additionally, the part numbers that TE has identified as EU ELV compliant have a maximum concentration of 0.1% by weight in homogenous materials for lead, hexavalent chromium, and mercury, and 0.01% for cadmium, or qualify for an exemption to these limits as defined in the Annexes of Directive 2000/53/EC (ELV). Regarding the REACH Regulation, the information TE provides on SVHC in articles for this part number is based on the latest European Chemicals Agency (ECHA) 'Guidance on requirements for substances in articles' posted at this URL: <https://echa.europa.eu/guidance-documents/guidance-on-reach>

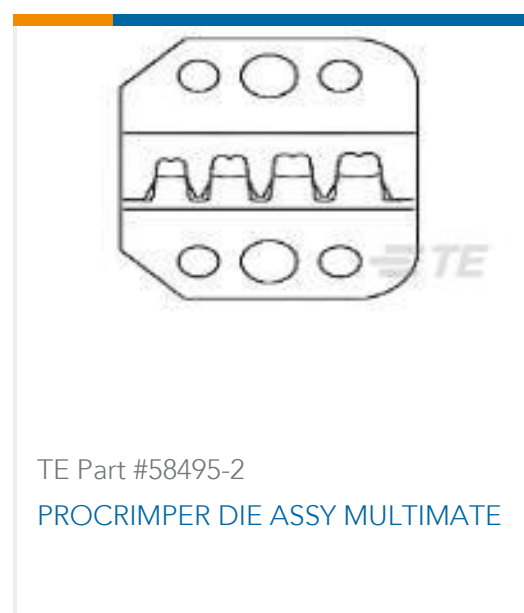
Compatible Parts



Also in the Series | AMP Type III+



Customers Also Bought





TE Part #5103310-2
A/L LOW PRO HDR 14P RA BLACK



TE Part #1393774-8
V23026A1002B201



TE Part #5103310-1
A/L LOW PRO HDR 10P RA BLACK



TE Part #4-1393249-2
W58-XC4C12A-2=W58



TE Part #2-2176331-5
CRGP 2512 1K0 1%



TE Part #DTP04-4P-L012
REC, 4P, GRY, N, FLANGE

Documents

CAD Files

3D PDF

English

Customer View Model

[ENG_CVM_6-66460-6_AR1.3d_igs.zip](#)

English

Customer View Model

[ENG_CVM_6-66460-6_AR1.3d_stp.zip](#)

English

Customer View Model

[ENG_CVM_6-66460-6_AR1.2d_dxf.zip](#)

English

3D PDF

3D

Customer View Model

[ENG_CVM_CVM_6-66460-6_BK.2d_dxf.zip](#)

English

Customer View Model

[ENG_CVM_CVM_6-66460-6_BK.3d_igs.zip](#)

English

Customer View Model

[ENG_CVM_CVM_6-66460-6_BK.3d_stp.zip](#)

English

By downloading the CAD file I accept and agree to the [Terms and Conditions](#) of use.

Datasheets & Catalog Pages

Signal Contacts



English

[M_SERIES_PIN_AND_SOCKET_CONNECTORS](#)

English

[Instruction Sheets](#)

[Instruction Sheet \(U.S.\)](#)

English

[Autowire Contacts and Connectors](#)

English