



Corcom | Corcom P

TE Internal #: 6-6609107-7

Multi-Function Inlet Filters, Power Entry Module, Dual AC (Series /Parallel) Input, DPST, Filter Shield, Vertical, 6 A, Snap-In, IEC Input, Corcom P

[View on TE.com >](#)

EMI & EMC Solutions > EMI Filters > Multi-Function Inlet Filters > CORCOM P SERIES MULTI-FUNCTION INLET FIL



Filter Type: **Power Entry Module**

Input Voltage Selection: **Dual AC (Series/Parallel)**

Filter Switch Type: **DPST**

Filter Shield Type: **Filter Shield**

Mount Angle: **Vertical**

[All CORCOM P SERIES MULTI-FUNCTION INLET FIL \(300\)](#)

Features

Product Type Features

Ground Choke Option	No
Ground Option	None
Filter Type	Power Entry Module
Filter Switch Type	DPST
Input Termination Type	IEC
Output Termination Type	.187" FASTON
Filtering Requirements	Filtered
Filter Connector Type	IEC 320/C-14

Configuration Features

Extender Options	None
Fuse Options	Dual

Electrical Characteristics

--	--



Input Voltage Selection	Dual AC (Series/Parallel)
Leakage Current (Max) (120VAC, 60Hz)	250 μ A
Leakage Current (Max) (250VAC, 50Hz)	500 μ A
Filter Current Rating	6 A
Voltage Rating (Max)	250 VAC

Body Features

Filter Shield Type	Filter Shield
--------------------	---------------

Mechanical Attachment

Mount Angle	Vertical
Filter Mount Style	Snap-In

Dimensions

Panel Thickness Range	.13 – 1 mm
-----------------------	------------

Usage Conditions

Operating Temperature Range	-10 – 40 °C
-----------------------------	-------------

Product Compliance

[For compliance documentation, visit the product page on TE.com>](#)

EU RoHS Directive 2011/65/EU	Compliant
EU ELV Directive 2000/53/EC	Compliant
China RoHS 2 Directive MIIT Order No 32, 2016	No Restricted Materials Above Threshold
EU REACH Regulation (EC) No. 1907/2006	Current ECHA Candidate List: JUNE 2023 (235) Candidate List Declared Against: JUNE 2023 (235) Does not contain REACH SVHC
Halogen Content	Not Low Halogen - contains Br or Cl > 900 ppm.
Solder Process Capability	Not applicable for solder process capability

Product Compliance Disclaimer

This information is provided based on reasonable inquiry of our suppliers and represents our current actual knowledge based on the information they provided. This information is subject to change. The part numbers that TE has identified as EU RoHS compliant have a maximum concentration of 0.1% by weight in homogenous materials for lead, hexavalent chromium, mercury, PBB, PBDE, DBP, BBP, DEHP, DIBP, and 0.01% for cadmium, or qualify for an exemption to these limits as defined in the Annexes of Directive 2011/65/EU (RoHS2). Finished electrical and electronic equipment products will be CE marked as required by Directive 2011/65/EU. Components may not be CE marked. Additionally, the part numbers that TE has identified as EU ELV compliant have a maximum concentration of 0.1% by weight in homogenous materials for lead, hexavalent chromium, and mercury, and 0.01% for cadmium, or qualify for an exemption to these limits as defined in the Annexes of Directive 2000/53/EC (ELV). Regarding the REACH Regulation, the information TE provides

on SVHC in articles for this part number is based on the latest European Chemicals Agency (ECHA) 'Guidance on requirements for substances in articles' posted at this URL: <https://echa.europa.eu/guidance-documents/guidance-on-reach>

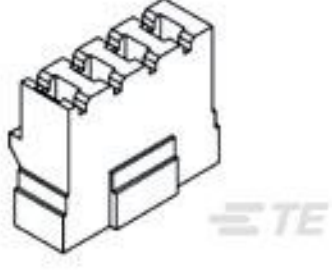
Compatible Parts



TE Part # 1609140-1
PA100=F6800



TE Part # 1609146-1
PA101 CONNECTOR PLU=F6998




TE Part # 1609146-2
PA102 CONNECTOR PIN=F6999



TE Part # 1609140-3
PA105 J0=F6806

Also in the Series | Corcom P



EMI & EMC Accessories(4)

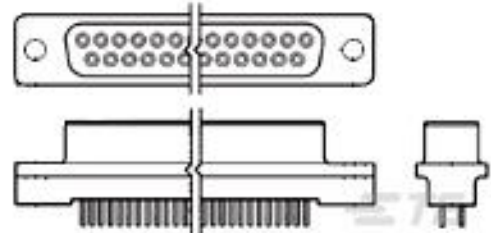


Multi-Function Inlet Filters(368)

Customers Also Bought



TE Part #2-6609115-3
6EGG1-2=F7386D



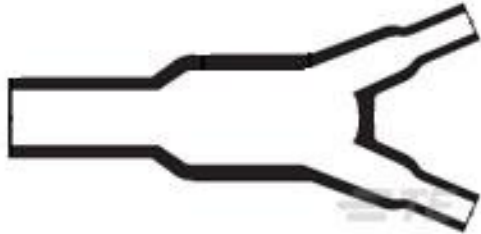
TE Part #5207826-4
HD-20 RCPT 9P VERT



TE Part #2-1609089-6
15ERK1=F4341



TE Part #747301-8
37 RCPT SP/FMS INSRT



TE Part #820193-000
382A034-25-0



TE Part #215605-4
96P.IEC-C MALE CONN



TE Part #1977477-2
Module Dual Barrier, .325 CL, 2 Pos.



TE Part #746611-6
16 DIP PLUG, 300CL, LEAD FREE



Documents

Product Drawings

[PS0SXDS6A=C1174](#)

English

CAD Files

Customer View Model

[ENG_CVM_6-6609107-7_A.3d_igs.zip](#)

English

Customer View Model

[ENG_CVM_6-6609107-7_A.3d_stp.zip](#)

English

Customer View Model

[ENG_CVM_6-6609107-7_A.2d_dxf.zip](#)

English

3D PDF

3D

Customer View Model

[ENG_CVM_CVM_6-6609107-7_O.3d_igs.zip](#)

English

Customer View Model

[ENG_CVM_CVM_6-6609107-7_O.3d_stp.zip](#)

English

Customer View Model

[ENG_CVM_CVM_6-6609107-7_O.2d_dxf.zip](#)

English

3D PDF

3D

By downloading the CAD file I accept and agree to the [Terms and Conditions](#) of use.

Datasheets & Catalog Pages

[1654001_CORCOM_PRODUCT_GUIDE](#)

English

[Corcom Combined Selector Charts](#)

English

[1-1654250-1_CORCOM_EMI_RFI_QRG](#)



English