

6-520314-0 ✓ ACTIVE

TRIO-MATE

TE Internal #: 6-520314-0

FFC Connectors, Connector Assembly, Wire-to-Board, 10 Position, 2.54 mm [.1 in] Centerline, 1 Row, Right Angle, Socket, Tray, TRIO-MATE

[View on TE.com >](#)



Connectors > PCB Connectors > Wire-to-Board Connectors > FFC, FPC & Ribbon Connectors > FFC Connectors



FFC Connector Product Type: **Connector Assembly**

Connector System: **Wire-to-Board**

Number of Positions: **10**

Centerline (Pitch): **2.54 mm [.1 in]**

Number of Rows: **1**

Features

Product Type Features

Connector & Housing Type	Receptacle
FFC Connector Product Type	Connector Assembly
Connector System	Wire-to-Board
Connector & Contact Terminates To	Printed Circuit Board
Insertion Force Type	Low Insertion Force (LIF)

Configuration Features

Number of Positions	10
Number of Rows	1
PCB Mount Orientation	Right Angle

Electrical Characteristics

Dielectric Withstanding Voltage (Max)	1400 VAC
Insulation Resistance	5000 MΩ
Operating Voltage	250 VAC

Body Features

Primary Product Color	Black
-----------------------	-------

Contact Features

Contact Mating Area Plating Material	Tin-Lead
Contact Mating Area Plating Material Finish	Matte



Contact Base Material	Phosphor Bronze
Contact Type	Socket
Contact Current Rating (Max)	1 A

Termination Features

Termination Post & Tail Length	2.54 mm[.1 in]
Termination Method to Printed Circuit Board	Through Hole - Solder

Mechanical Attachment

Mating Alignment Type	Polarization
PCB Mount Retention	With
PCB Mount Retention Type	Z Bend
Mating Retention	Without
Mating Alignment	With
Panel Mount Feature	Without
Connector Mounting Type	Board Mount

Housing Features

Housing Material	Thermoplastic
Centerline (Pitch)	2.54 mm[.1 in]
FFC Cable Entry	Right Angle

Dimensions

PCB Thickness (Recommended)	1.57 mm[.062 in]
-----------------------------	------------------

Usage Conditions

Operating Temperature Range	-55 – 105 °C[-67 – 221 °F]
-----------------------------	----------------------------

Operation/Application

Circuit Application	Signal
---------------------	--------

Industry Standards

UL Flammability Rating	UL 94V-0
------------------------	----------

Packaging Features

Packaging Quantity	135
Packaging Method	Tray


Product Compliance

For compliance documentation, visit the product page on [TE.com](https://www.te.com)>

EU RoHS Directive 2011/65/EU	Compliant
EU ELV Directive 2000/53/EC	Compliant
China RoHS 2 Directive MIIT Order No 32, 2016	No Restricted Materials Above Threshold
EU REACH Regulation (EC) No. 1907/2006	Current ECHA Candidate List: JUNE 2023 (235) Candidate List Declared Against: JUNE 2023 (235) Does not contain REACH SVHC
Halogen Content	Not Low Halogen - contains Br or Cl > 900 ppm.
Solder Process Capability	Wave solder capable to 265°C


Product Compliance Disclaimer

This information is provided based on reasonable inquiry of our suppliers and represents our current actual knowledge based on the information they provided. This information is subject to change. The part numbers that TE has identified as EU RoHS compliant have a maximum concentration of 0.1% by weight in homogenous materials for lead, hexavalent chromium, mercury, PBB, PBDE, DBP, BBP, DEHP, DIBP, and 0.01% for cadmium, or qualify for an exemption to these limits as defined in the Annexes of Directive 2011/65/EU (RoHS2). Finished electrical and electronic equipment products will be CE marked as required by Directive 2011/65/EU. Components may not be CE marked. Additionally, the part numbers that TE has identified as EU ELV compliant have a maximum concentration of 0.1% by weight in homogenous materials for lead, hexavalent chromium, and mercury, and 0.01% for cadmium, or qualify for an exemption to these limits as defined in the Annexes of Directive 2000/53/EC (ELV). Regarding the REACH Regulation, the information TE provides on SVHC in articles for this part number is based on the latest European Chemicals Agency (ECHA) 'Guidance on requirements for substances in articles' posted at this URL: <https://echa.europa.eu/guidance-documents/guidance-on-reach>

Also in the Series | **TRIO-MATE**

FFC Connectors(70)

Customers Also Bought

TE Part #5749069-7
68 50SR VERT RCPT ASSYTE Part #5177984-3
0.8FH,P05H.5,080,08/Sn,TUTE Part #2102735-1
BP, Half Left End, MULTIGIG RT 2RTE Part #2102736-1
BP, Center, MULTIGIG RT 2R



TE Part #1888617-1
Cage Assy, QSFP, Through Bezel




TE Part #292227-4
1.5 MINI CT SGL H SMT W BOSS 4



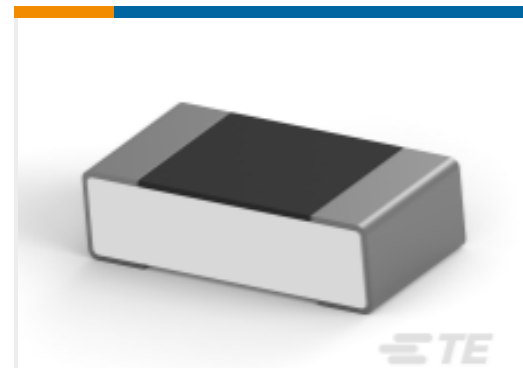
TE Part #6-1437657-9
8PCV-03-006=#8 TRIBARRIER



TE Part #443975-2
AMPLIMITE, RCPT ASY, POSTD, 109, 2



TE Part #294003-E
DRCB 0,80 26 F SMD F4 137 E009 094
GU-H



TE Part #8-2176365-9
RQ 0603 332R 0.1% 10PPM 1K RL

Documents

Product Drawings

[TRIOMATE ASSY H 10P L=2.54LDFR](#)

English

CAD Files

[3D PDF](#)

3D

Customer View Model

[ENG_CVM_CVM_6-520314-0_Y.2d_dxf.zip](#)

English

Customer View Model

[ENG_CVM_CVM_6-520314-0_Y.3d_igs.zip](#)

English

Customer View Model

[ENG_CVM_CVM_6-520314-0_Y.3d_stp.zip](#)

English

By downloading the CAD file I accept and agree to the [Terms and Conditions](#) of use.

Product Specifications

[Trio-Mate Flat Flexible Discrete Circuit .100 Connectors](#)

English

[Application Specification](#)

Japanese

[Application Specification](#)

English

Product Environmental Compliance



TE Material Declaration

English