

6-5173280-3 ✓ ACTIVE

AMPLIMITE | AMPLIMITE 0.50 Series

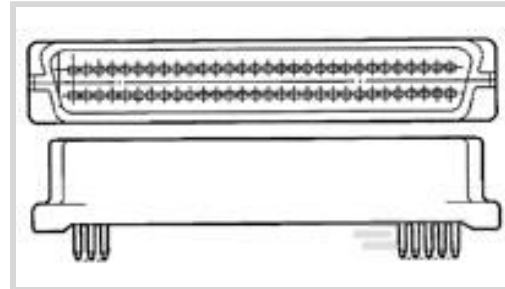
TE Internal #: 6-5173280-3

PCB D-Sub Connectors, Plug, Cable-to-Board, 50 Position, 1.27 mm
[.05 in] Centerline, 2 Row, Rectangular, Standard Profile,
AMPLIMITE 0.50 Series

[View on TE.com >](#)



Connectors > D-Shaped Connectors > D-Sub Connectors > PCB D-Sub Connectors > D-Sub Plug Assembly: Standard, Vertical, 1.27mm



Connector & Housing Type: **Plug**

Connector System: **Cable-to-Board**

Number of Positions: **50**

Centerline (Pitch): **1.27 mm [.05 in]**

Number of Rows: **2**

[All D-Sub Plug Assembly: Standard, Vertical, 1.27mm \(24\)](#)

Features

Product Type Features

Shell Material Configuration	All Plastic
Connector & Housing Type	Plug
Connector System	Cable-to-Board
Connector & Contact Terminates To	Printed Circuit Board

Configuration Features

Number of Positions	50
Number of Rows	2
PCB Mount Orientation	Vertical

Body Features

Primary Product Color	Black
Connector Profile	Standard

Contact Features

	30 μ m
Contact Mating Area Plating Material	Gold
PCB Contact Termination Area Plating Material	Tin, Tin over Nickel
Contact Base Material	Phosphor Bronze
Contact Shape & Form	Rectangular

Contact Current Rating (Max)	1 A
------------------------------	-----

Termination Features

Rectangular Termination Post & Tail Thickness	.4 mm[.015 in]
Rectangular Termination Post & Tail Width	.45 mm[.017 in]
Termination Post & Tail Length	3.1 mm[.122 in]
Termination Method to Printed Circuit Board	Through Hole - Solder

Mechanical Attachment

Mounting Hole Diameter	2.6 mm
Mating Alignment	Without
PCB Mount Alignment	Without
PCB Mount Retention	With
PCB Mount Retention Type	Mounting Hole
Mating Retention	Without
Connector Mounting Type	Board Mount

Housing Features

Housing Material	Thermoplastic
Centerline (Pitch)	1.27 mm[.05 in]

Dimensions

PCB Thickness (Recommended)	.8 – 1.6 mm
Row-to-Row Spacing	2.54 mm[.1 in]

Usage Conditions

Operating Temperature Range	-55 – 105 °C[-67 – 221 °F]
-----------------------------	----------------------------

Operation/Application

Shielded	No
Circuit Application	Signal

Industry Standards

UL Flammability Rating	UL 94V-0
------------------------	----------

Packaging Features

Packaging Quantity	88
Packaging Method	Tray

Other

D-Shaped Connectors Comment

To mount connector to pc board, use M2 screws and nuts (not supplied).

Product Compliance

[For compliance documentation, visit the product page on TE.com>](#)

EU RoHS Directive 2011/65/EU

Compliant

EU ELV Directive 2000/53/EC

Compliant

China RoHS 2 Directive MIIT Order No 32, 2016

No Restricted Materials Above Threshold

EU REACH Regulation (EC) No. 1907/2006

Current ECHA Candidate List: JUNE 2023 (235)
Candidate List Declared Against: JAN 2021 (211)
Does not contain REACH SVHC

Halogen Content

Not Low Halogen - contains Br or Cl > 900 ppm.

Solder Process Capability

Wave solder capable to 265°C

Product Compliance Disclaimer

This information is provided based on reasonable inquiry of our suppliers and represents our current actual knowledge based on the information they provided. This information is subject to change. The part numbers that TE has identified as EU RoHS compliant have a maximum concentration of 0.1% by weight in homogenous materials for lead, hexavalent chromium, mercury, PBB, PBDE, DBP, BBP, DEHP, DIBP, and 0.01% for cadmium, or qualify for an exemption to these limits as defined in the Annexes of Directive 2011/65/EU (RoHS2). Finished electrical and electronic equipment products will be CE marked as required by Directive 2011/65/EU. Components may not be CE marked. Additionally, the part numbers that TE has identified as EU ELV compliant have a maximum concentration of 0.1% by weight in homogenous materials for lead, hexavalent chromium, and mercury, and 0.01% for cadmium, or qualify for an exemption to these limits as defined in the Annexes of Directive 2000/53/EC (ELV). Regarding the REACH Regulation, the information TE provides on SVHC in articles for this part number is based on the latest European Chemicals Agency (ECHA) 'Guidance on requirements for substances in articles' posted at this URL: <https://echa.europa.eu/guidance-documents/guidance-on-reach>

Compatible Parts




Also in the Series | [AMPLIMITE 0.50 Series](#)



Connector Backshells(31)



D-Sub Covers(20)



D-Sub Locking & Mounting(8)



IDC D-Sub Connectors(66)



Insertion & Extraction Tools(1)



PCB D-Sub Connectors(172)

Customers Also Bought



TE Part #206070-8
CABLE CLAMP KIT #17



TE Part #DT04-2P
REC, 2P, GRY, N



TE Part #DT06-2S
PLG, 2P, GRY, N



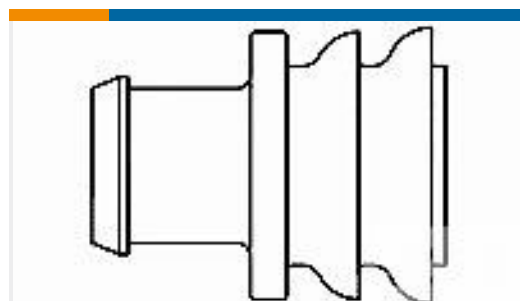
TE Part #W2P
Wedgelocks: DEUTSCH DT



TE Part #0462-201-16141
DEUTSCH Solid Contacts



TE Part #282080-1
AMP SUPERSEAL 1.5MM,
CONNECTOR HOUSING



TE Part #281934-2
SINGLE WIRE SEAL

Documents

Product Drawings

[AMPLIMITE.050 CAP ASS'Y \(V\) 50P PB-FREE](#)

English

CAD Files

[Customer View Model](#)

[ENG_CVM_CVM_6-5173280-3_O.3d_igs.zip](#)

English

[Customer View Model](#)



[ENG_CVM_CVM_6-5173280-3_O.3d_stp.zip](#)

English

Customer View Model

[ENG_CVM_CVM_6-5173280-3_O.2d_dxf.zip](#)

English

3D PDF

3D

3D PDF

English

Customer View Model

[ENG_CVM_6-5173280-3_A.2d_dxf.zip](#)

English

Customer View Model

[ENG_CVM_6-5173280-3_A.3d_igs.zip](#)

English

Customer View Model

[ENG_CVM_6-5173280-3_A.3d_stp.zip](#)

English

By downloading the CAD file I accept and agree to the [Terms and Conditions](#) of use.

Product Specifications

Product Specification

English

Product Specification

English

Agency Approvals

UL

English