

6-1718321-3 ✓ ACTIVE

AMP | LEAVYSEAL

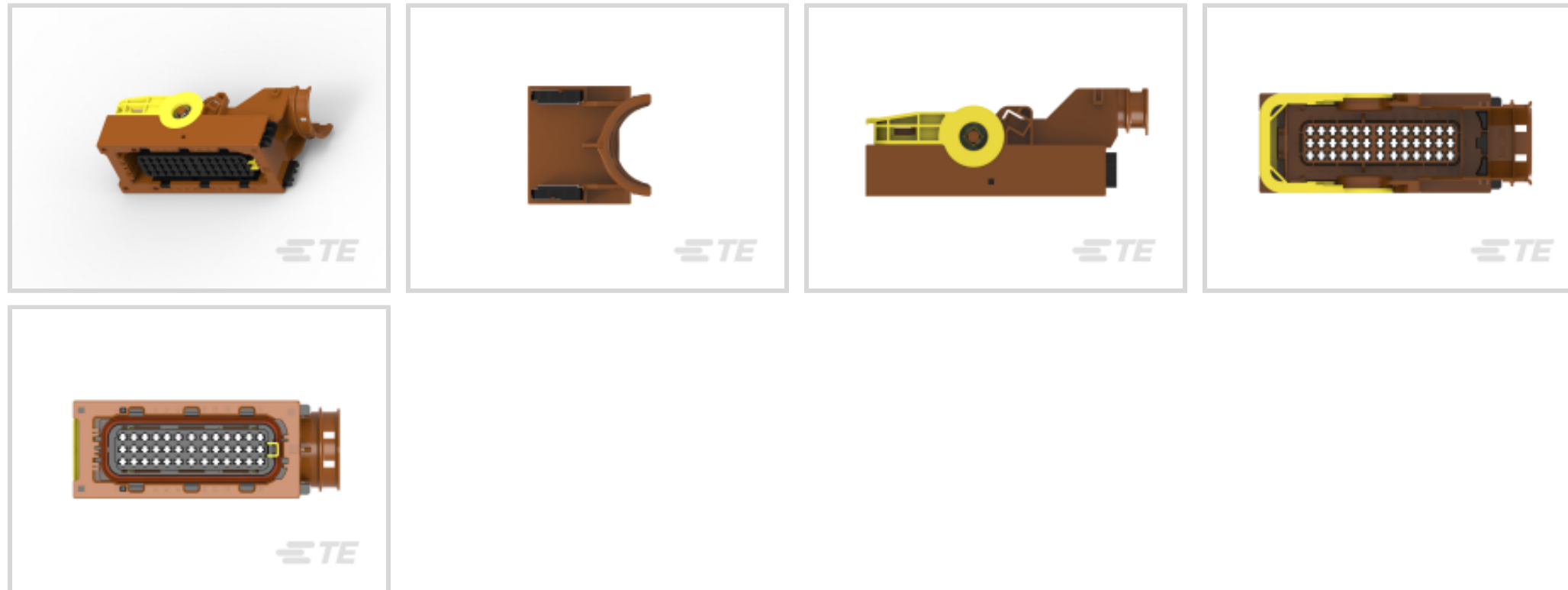
TE Internal #: 6-1718321-3

Housing for Female Terminals, Wire-to-Wire / Wire-to-Board / Wire-to-Device, 39 Position, .197 in [5 mm] Centerline, Sealable, Brown, LEAVYSEAL

[View on TE.com >](#)



Connectors > Automotive Connectors > Automotive Housings > LEAVYSEAL Housings



Connector System: **Wire-to-Board, Wire-to-Device, Wire-to-Wire**

Number of Positions: **39**

Connector & Housing Type: **Housing for Female Terminals**

Centerline (Pitch): **5 mm [.197 in]**

Sealable: **Yes**

[All LEAVYSEAL Housings \(64\)](#)

Features

Product Type Features

Mixed & Hybrid Connector	No
Connector Shape	Rectangular
Connector System	Wire-to-Board, Wire-to-Device, Wire-to-Wire
Connector & Housing Type	Housing for Female Terminals
Sealable	Yes
Primary Locking Feature	On the Terminal

Configuration Features

Number of Positions	39
Number of Rows	3

Electrical Characteristics

Operating Voltage	36 VDC
Nominal Voltage Architecture	12 V, 24 V

Body Features

Cable Exit Angle	90°
Primary Product Color	Brown
Connector & Keying Code	F

Contact Features

Contact Size	2.8mm
Contact Type	Receptacle
Mating Tab Width	2.8 mm[.11 in]
Contact Current Rating (Max)	40 A

Mechanical Attachment

Terminal Position Assurance	Yes
Strain Relief	With
Mating Alignment Type	Keyed
Mating Alignment	With
Connector Mounting Type	Cable Mount (Free-Hanging)

Housing Features

Housing Material	PBT GF
Centerline (Pitch)	5 mm[.197 in]

Dimensions

Connector Height	44 mm[1.732 in]
Product Width	46 mm[1.811 in]
Product Length	120.5 mm[4.744 in]
Row-to-Row Spacing	5.5 mm[.217 in]

Usage Conditions

Operating Temperature (Max)	70 °C, 75 °C, 80 °C, 85 °C, 90 °C, 100 °C, 105 °C, 110 °C, 120 °C[158 °F][167 °F][176 ° F][185 °F][194 °F][212 °F][221 °F][230 °F][248 °F]
Operating Temperature Range	-40 – 120 °C[-40 – 248 °F]

Operation/Application

Circuit Application	Signal
---------------------	--------

Industry Standards

Degree of Protection	IP67, IP69K
----------------------	-------------



UL Flammability Rating	UL 94HB
------------------------	---------

Packaging Features

Packaging Quantity	1
Packaging Method	Package

Other

Serviceable	Yes
Connector Position Assurance Capable	No

Product Compliance

[For compliance documentation, visit the product page on TE.com>](#)

EU RoHS Directive 2011/65/EU	Compliant
EU ELV Directive 2000/53/EC	Compliant
China RoHS 2 Directive MIIT Order No 32, 2016	No Restricted Materials Above Threshold
EU REACH Regulation (EC) No. 1907/2006	Current ECHA Candidate List: JUNE 2023 (235) Candidate List Declared Against: JUNE 2022 (224) Does not contain REACH SVHC
Halogen Content	Low Halogen - Br, Cl, F, I < 900 ppm per homogenous material. Also BFR/CFR/PVC Free
Solder Process Capability	Not reviewed for solder process capability

Product Compliance Disclaimer

This information is provided based on reasonable inquiry of our suppliers and represents our current actual knowledge based on the information they provided. This information is subject to change. The part numbers that TE has identified as EU RoHS compliant have a maximum concentration of 0.1% by weight in homogenous materials for lead, hexavalent chromium, mercury, PBB, PBDE, DBP, BBP, DEHP, DIBP, and 0.01% for cadmium, or qualify for an exemption to these limits as defined in the Annexes of Directive 2011/65/EU (RoHS2). Finished electrical and electronic equipment products will be CE marked as required by Directive 2011/65/EU. Components may not be CE marked. Additionally, the part numbers that TE has identified as EU ELV compliant have a maximum concentration of 0.1% by weight in homogenous materials for lead, hexavalent chromium, and mercury, and 0.01% for cadmium, or qualify for an exemption to these limits as defined in the Annexes of Directive 2000/53/EC (ELV). Regarding the REACH Regulation, the information TE provides on SVHC in articles for this part number is based on the latest European Chemicals Agency (ECHA) 'Guidance on requirements for substances in articles' posted at this URL: <https://echa.europa.eu/guidance-documents/guidance-on-reach>

Compatible Parts



TE Part # 828905-1
SINGLE-WIRE-SEAL(5MM HOLE)



TE Part # 6-1718323-1
2.8MM TAB HSG.,39POS.,ASSY



TE Part # 1418882-1
COVER FOR 62POS.REC.HSG



TE Part # CAT-AM705-T273
AMP MCP, RECEPTACLE AND TAB

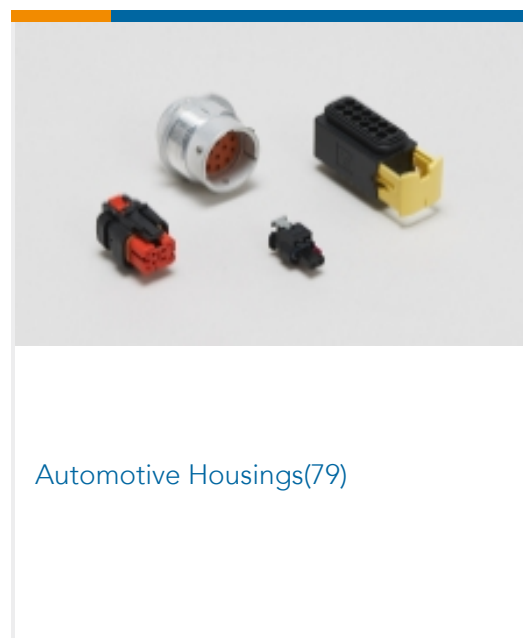


TE Part # 6-1418363-1
39 POS TAB 2.8x0.8 HEADER CODE

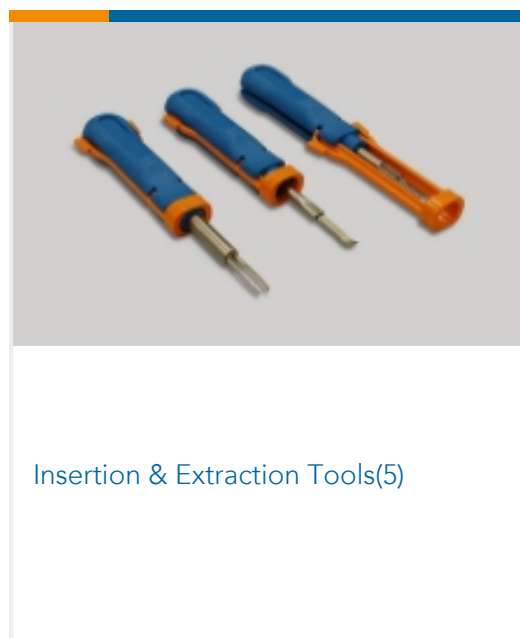
Also in the Series | LEAVYSEAL




Automotive Connector Caps & Covers
(17)



Automotive Housings(79)



Insertion & Extraction Tools(5)



Other Automotive Connector
Accessories(15)



PCB Headers & Receptacles(16)

Customers Also Bought



TE Part #776536-3
AMPSEAL 16 Housings



TE Part #1897209-2
AMP MCP, SEALED CONNECTOR
HOUSING



TE Part #5-1718321-3
AMP MCP2.8 RECEPTACLE HSG.,
39POS.,ASSY



TE Part #AKA021M04620200000
623 EXTENSION, SPEEDTEC-READY



Documents

Product Drawings

AMP MCP2.8 RECEPTACLE HSG.,39P

English

CAD Files

3D PDF

3D

Customer View Model

[ENG_CVM_CVM_6-1718321-3_D_c-6-1718321-3-d.2d_dxf.zip](#)

English

Customer View Model

[ENG_CVM_CVM_6-1718321-3_D_c-6-1718321-3-d.3d_igs.zip](#)

English

Customer View Model

[ENG_CVM_CVM_6-1718321-3_D_c-6-1718321-3-d.3d_stp.zip](#)

English

By downloading the CAD file I accept and agree to the [Terms and Conditions](#) of use.

Datasheets & Catalog Pages

ICT Terminals and Connectors Catalogue

English

Product Specifications

Application Specification

German