

6-160448-5 ✓ ACTIVE

FASTIN-FASTON | FASTIN-FASTON 250

TE Internal #: 6-160448-5

Quick Disconnects, Receptacle, 17 – 13 AWG Wire Size, 1.03 – 2.62 mm² Wire Size, Mating Tab Width 6.35 mm [.25 in], Straight, Brass, FASTIN-FASTON 250

[View on TE.com >](#)



Terminals & Splices > Quick Disconnects



Quick Disconnect Terminal Type: **Receptacle**

Wire Size: 1.03 – 2.62 mm²

Mating Tab Width: 6.35 mm [.25 in]

Mating Tab Thickness: .81 mm [.032 in]

Features

Product Type Features

Insertion Force	Normal
-----------------	--------

Configuration Features

Connection Capacity	Single
---------------------	--------

Compatible With Wire & Cable Type	Discrete Wire
-----------------------------------	---------------

Electrical Characteristics

Voltage Rating	250 V
----------------	-------

Contact Features

Quick Disconnect Terminal Type	Receptacle
--------------------------------	------------

Mating Tab Width	6.35 mm [.25 in]
------------------	------------------

Mating Tab Thickness	.81 mm [.032 in]
----------------------	------------------

Terminal Orientation	Straight
----------------------	----------

Contact Base Material	Brass
-----------------------	-------

Terminal Plating Material	Tin
---------------------------	-----

Crimp Type	F-Crimp
------------	---------



Barrel Type	Open
-------------	------

Termination Features

Product Terminates To	Wire & Cable
-----------------------	--------------

Mechanical Attachment

Locking Lance Height	.32 mm
----------------------	--------

Wire Insulation Support	With
-------------------------	------

Mating Retention Type	Locking Lance
-----------------------	---------------

Dimensions

Terminal Material Thickness	.33 mm[.013 in]
-----------------------------	-----------------

Product Length	19.2 mm[.755 in]
----------------	------------------

Compatible Insulation Diameter Range	3.43 – 5.08 mm[.135 – .2 in]
--------------------------------------	------------------------------

Wire Size	1.03 – 2.62 mm ²
-----------	-----------------------------

Usage Conditions

Insulation Option	Uninsulated
-------------------	-------------

Operating Temperature Range	-40 – 110 °C[-40 – 230 °F]
-----------------------------	----------------------------

Industry Standards

UL Flammability Rating	UL 94V-2
------------------------	----------

Packaging Features

Packaging Quantity	5000
--------------------	------

Packaging Method	Strip/Reel
------------------	------------

Other

Terminals & Splices Comment	"According to DIN 46340, Part 3", Chamfered, Without Dimple
-----------------------------	--

Product Compliance

[For compliance documentation, visit the product page on TE.com>](#)

EU RoHS Directive 2011/65/EU	Compliant
------------------------------	-----------

EU ELV Directive 2000/53/EC	Compliant
-----------------------------	-----------

China RoHS 2 Directive MIIT Order No 32, 2016	No Restricted Materials Above Threshold
---	---

EU REACH Regulation (EC) No. 1907/2006	Current ECHA Candidate List: JUNE 2023 (235) Candidate List Declared Against: JUNE 2023 (235) Does not contain REACH SVHC
--	---

Halogen Content

Low Halogen - Br, Cl, F, I < 900 ppm per homogenous material. Also BFR/CFR/PVC Free

Solder Process Capability

Not applicable for solder process capability

Product Compliance Disclaimer

This information is provided based on reasonable inquiry of our suppliers and represents our current actual knowledge based on the information they provided. This information is subject to change. The part numbers that TE has identified as EU RoHS compliant have a maximum concentration of 0.1% by weight in homogenous materials for lead, hexavalent chromium, mercury, PBB, PBDE, DBP, BBP, DEHP, DIBP, and 0.01% for cadmium, or qualify for an exemption to these limits as defined in the Annexes of Directive 2011/65/EU (RoHS2). Finished electrical and electronic equipment products will be CE marked as required by Directive 2011/65/EU. Components may not be CE marked. Additionally, the part numbers that TE has identified as EU ELV compliant have a maximum concentration of 0.1% by weight in homogenous materials for lead, hexavalent chromium, and mercury, and 0.01% for cadmium, or qualify for an exemption to these limits as defined in the Annexes of Directive 2000/53/EC (ELV). Regarding the REACH Regulation, the information TE provides on SVHC in articles for this part number is based on the latest European Chemicals Agency (ECHA) 'Guidance on requirements for substances in articles' posted at this URL: <https://echa.europa.eu/guidance-documents/guidance-on-reach>

Compatible Parts



TE Part # 1-1579007-4
EXTRACTION TOOL



TE Part # 4-1579007-3
EXTRACTION TOOL KIT



TE Part # 1989880-1
.250 SRS FASTIN-ON REC.



TE Part # 626328-2
FF 250 RECEPTACLE 4.0-6.0 MM2 TPBR



TE Part # 160950-1
FF 250 REC BR SOLDERING



TE Part # 2-2150427-1
OCEAN_2.0_APPLICATOR-E-110F140OV



TE Part # 2-2150427-2
OCEAN_2.0_APPLICATOR-E-110F140OV



TE Part # 2150314-1
OCEAN_2.0_APPLICATOR-E-110F180F



TE Part # 2150314-2
OCEAN_2.0_APPLICATOR-E-110F180F



TE Part # 2150427-1
OCEAN_2.0_APPLICATOR-E-110F140OV



TE Part # 2150427-2
OCEAN_2.0_APPLICATOR-E-110F140OV



TE Part # 626096-2
.250 S FASTIN ON




TE Part # 626328-1
FF 250 RECEPTACLE 4.0-6.0 MM2 BR



TE Part # 7-2150314-1
OCEAN_2.0_Applicator-E-110F180F



TE Part # 7-2150314-2
OCEAN_2.0_Applicator-E-110F180F



KIT
REPRESENTATION ONLY

TE Part # 7-2150314-7
OCEAN_2.0_SPARE_PART_KIT-110F180F



TE Part # 7-2150427-1
OCEAN_2.0_APPPLICATOR-E-110F140OV



TE Part # 7-2150427-2
OCEAN_2.0_APPPLICATOR-E-110F140OV




KIT
REPRESENTATION ONLY

TE Part # 7-2150427-7
OCEAN_2.0_SPARE_PART_KIT-110F140OV




TE Part # 2-2150314-2
OCEAN_2.0_Applicator-E-110F180F


Also in the Series | **FASTIN-FASTON 250**




Crimp Terminal Housings(211)



Insertion & Extraction Tools(2)



PCB Terminals(2)



Quick Disconnects(254)

Customers Also Bought



TE Part #170213-1
250 FASTON,REC.,18-14 AWG,BR



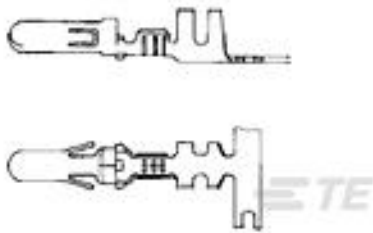
TE Part #2-963215-1
Low & Medium Power Header



TE Part #927888-1
CI 2 STIFT



TE Part #928781-5
FF 110 TAB 1.0-2.5 MM2 PTP CUSN4



TE Part #925715-2
MATENLOK PIN .140



TE Part #160644-3
SPLICE 20-15 AWG .016 TPBR



TE Part #215598-1
4P.CI-2 PIN HSG.



TE Part #240825-2
PLATE-STRIP HOLD DOWN



Documents

Product Drawings

[FF 250 REC 1.0-2.5MM2 TPBR](#)

English

CAD Files

[3D PDF](#)

3D

Customer View Model

[ENG_CVM_CVM_6-160448-5_AR_c-6-160448-5-ar.2d_dxf.zip](#)

English

Customer View Model

[ENG_CVM_CVM_6-160448-5_AR_c-6-160448-5-ar.3d_igs.zip](#)

English

Customer View Model

[ENG_CVM_CVM_6-160448-5_AR_c-6-160448-5-ar.3d_stp.zip](#)

English

By downloading the CAD file I accept and agree to the [Terms and Conditions](#) of use.

Datasheets & Catalog Pages

[1654742_HOUSEHOLD_APPLIANCES_RAST5](#)

English

Product Specifications

[EB**General Application Specification for Open Barrel Terminals](#)

English

[Application Specification](#)

English

Product Environmental Compliance

[Product Compliance Document](#)

English

[Product Compliance Document](#)

English