



Relays, Contactors & Switches > Relays > Power Relays



Power Relay Type: **Industrial Panel Plug-In**
Coil Magnetic System: **Monostable, AC**
Coil Power Rating Class: **[.5 – 1 VA]**
Coil Power Rating AC: **.9 VA, 1 VA**
Coil Resistance: **19465 Ω**

Features

Product Type Features

Power Relay Type	Industrial Panel Plug-In
------------------	--------------------------

Electrical Characteristics

Insulation Initial Dielectric Between Coil & Contact Class	1500 – 2500 V
Insulation Initial Dielectric Between Contacts & Coil	2500 Vrms
Actuating System	AC
Insulation Initial Dielectric Between Open Contacts	1200 Vrms
Contact Limiting Making Current	24 A
Contact Limiting Short-Time Current	12 A
Contact Limiting Continuous Current	12 A
Insulation Creepage Class	3 – 5.5 mm
Insulation Initial Dielectric Between Adjacent Contacts	2500 Vrms
Insulation Creepage Between Contact & Coil	4 mm[.157 in]
Contact Limiting Breaking Current	24 A
Coil Magnetic System	Monostable, AC
	.5 – 1 VA
Coil Power Rating AC	.9 VA, 1 VA
Coil Resistance	19465 Ω
Coil Special Features	Electrical Indicator, LED



Coil Voltage Rating	230 VAC
Contact Switching Load (Min)	10mA @ 12V
Contact Switching Voltage (Max)	400 VAC
Contact Voltage Rating	250 VAC

Body Features

Product Weight	71 g[2.504 oz]
----------------	----------------

Contact Features

Contact Arrangement	2 Form C (CO)
Contact Current Class	10 – 20 A, 16 A
Contact Current Rating (Max)	12 A
Contact Material	AgNi90/10
Contact Number of Poles	2
Relay Terminal Type	Screw Terminals

Mechanical Attachment

Relay Mounting Type	DIN Rail
---------------------	----------

Dimensions

Insulation Clearance Class	2.5 – 4 mm
Insulation Clearance Between Contact & Coil	4 mm[.157 in]
Width Class (Mechanical)	25 – 30 mm
Product Width	27 mm[1.063 in]
Product Length	73.5 mm[2.894 in]
Product Height	58 mm[2.283 in]

Usage Conditions

Environmental Ambient Temperature Class	50 – 70 °C
Environmental Ambient Temperature (Max)	70 °C[158 °F]
Operating Temperature Range	-40 – 70 °C

Packaging Features

Packaging Method	Carton
------------------	--------

Product Compliance

For compliance documentation, visit the product page on TE.com>

EU RoHS Directive 2011/65/EU	Compliant
------------------------------	-----------



EU ELV Directive 2000/53/EC	Compliant
China RoHS 2 Directive MIIT Order No 32, 2016	No Restricted Materials Above Threshold
EU REACH Regulation (EC) No. 1907/2006	Current ECHA Candidate List: JUNE 2023 (235) Candidate List Declared Against: JAN 2021 (211) Does not contain REACH SVHC
Halogen Content	Not Low Halogen - contains Br or Cl > 900 ppm.
Solder Process Capability	Not applicable for solder process capability

Product Compliance Disclaimer

This information is provided based on reasonable inquiry of our suppliers and represents our current actual knowledge based on the information they provided. This information is subject to change. The part numbers that TE has identified as EU RoHS compliant have a maximum concentration of 0.1% by weight in homogenous materials for lead, hexavalent chromium, mercury, PBB, PBDE, DBP, BBP, DEHP, DIBP, and 0.01% for cadmium, or qualify for an exemption to these limits as defined in the Annexes of Directive 2011/65/EU (RoHS2). Finished electrical and electronic equipment products will be CE marked as required by Directive 2011/65/EU. Components may not be CE marked. Additionally, the part numbers that TE has identified as EU ELV compliant have a maximum concentration of 0.1% by weight in homogenous materials for lead, hexavalent chromium, and mercury, and 0.01% for cadmium, or qualify for an exemption to these limits as defined in the Annexes of Directive 2000/53/EC (ELV). Regarding the REACH Regulation, the information TE provides on SVHC in articles for this part number is based on the latest European Chemicals Agency (ECHA) 'Guidance on requirements for substances in articles' posted at this URL: <https://echa.europa.eu/guidance-documents/guidance-on-reach>

Compatible Parts













Also in the Series | SCHRACK Relay Package PT



Customers Also Bought



 <p>TE Part #1-745492-9 PLUG ASSY,9P,HDE,MS</p>	 <p>TE Part #1658610-4 09 POS HDF RCPT, MS, LEAD FREE</p>	 <p>TE Part #1-745491-7 09 HDE MS RCPT,22-26,LEAD FREE</p>	 <p>TE Part #1658608-4 09 POS HDF PLUG, MS, LEAD FREE</p>
 <p>TE Part #281838-5 HOUSING HE13 HE14 COSI 5 P</p>	 <p>TE Part #8-1415532-1 RT4S4S15</p>	 <p>TE Part #215297-2 2P HV100 REC CON. TE, 7.0MM</p>	 <p>TE Part #5207953-3 FEMALE SCREWLOCK, SHORT, ZN</p>
 <p>TE Part #1415366-1 PT5S7SB5</p>	 <p>TE Part #8-1415074-1 PT2S7LC4</p>		

Documents

- CAD Files

3D PDF

3D

Customer View Model

ENG_CVM_CVM_6-1415074-1_A.2d_dxf.zip

English

Customer View Model

ENG_CVM_CVM_6-1415074-1_A.3d_igs.zip

English

Customer View Model

ENG_CVM_CVM_6-1415074-1_A.3d_stp.zip

English

By downloading the CAD file I accept and agree to the [Terms and Conditions](#) of use.

- Datasheets & Catalog Pages

Relay Package Package PT

English

Product Specifications



Definitions General Purpose Relays

English

Agency Approvals

VDE Certificate

English