

6-1393738-0 ✓ ACTIVE

AMPLIMITE

TE Internal #: 6-1393738-0

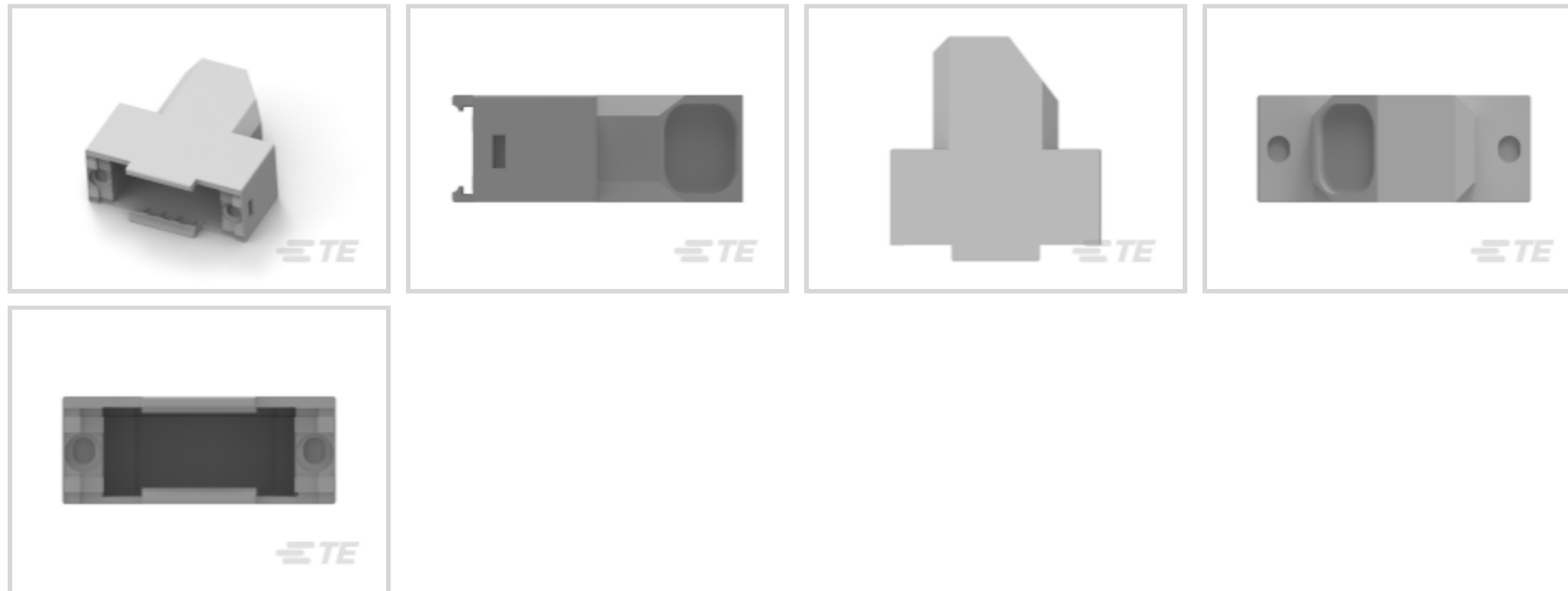
Shielded, Two-Piece RFI/EMI Shield, Thermoplastic, Straight, Shell

Size 2, 15 Position

[View on TE.com >](#)



Connectors > Connector Accessories > Connector Backshells



Connector Backshell Product Style: **Shielded**

Connector Backshell Product Type: **Two-Piece RFI/EMI Shield**

Primary Product Material: **Thermoplastic**

Body Orientation: **Straight**

Compatible With Connector Shell Size: **2**

Features

Product Type Features

Connector Backshell Product Style	Shielded
Connector Backshell Product Type	Two-Piece RFI/EMI Shield

Configuration Features

Number of Positions	15
---------------------	----

Body Features

Primary Product Color	Gray
Primary Product Material	Thermoplastic
Cable Exit Angle	37.5°
Primary Product Plating Material	Nickel over Copper

Mechanical Attachment

Thread Size	14702
-------------	-------

Housing Features

Body Orientation	Straight
Compatible With Connector Shape	D-Shaped

Dimensions

Compatible Insulation Diameter Range	5 – 9 mm [.197 – .355 in]
--------------------------------------	---------------------------

Operation/Application

Compatible With Connector Shell Size	2
--------------------------------------	---

Packaging Features

Packaging Quantity	25, 200
Packaging Method	Individual

Other

Connector Accessory Comment	Knurled screws, cable bushing (grommet) and contact tube must be ordered separately.
-----------------------------	--

Product Compliance

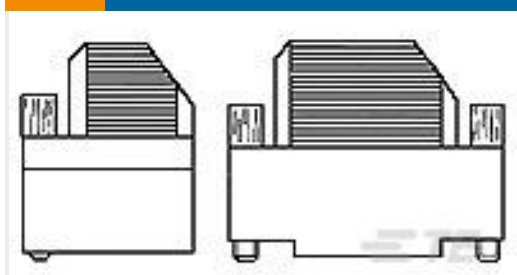
[For compliance documentation, visit the product page on TE.com>](#)

EU RoHS Directive 2011/65/EU	Compliant
EU ELV Directive 2000/53/EC	Compliant
China RoHS 2 Directive MIIT Order No 32, 2016	No Restricted Materials Above Threshold
EU REACH Regulation (EC) No. 1907/2006	Current ECHA Candidate List: JUNE 2023 (235) Candidate List Declared Against: JAN 2021 (211) Does not contain REACH SVHC
Halogen Content	Low Halogen - Br, Cl, F, I < 900 ppm per homogenous material. Also BFR/CFR/PVC Free
Solder Process Capability	Not applicable for solder process capability

Product Compliance Disclaimer

This information is provided based on reasonable inquiry of our suppliers and represents our current actual knowledge based on the information they provided. This information is subject to change. The part numbers that TE has identified as EU RoHS compliant have a maximum concentration of 0.1% by weight in homogenous materials for lead, hexavalent chromium, mercury, PBB, PBDE, DBP, BBP, DEHP, DIBP, and 0.01% for cadmium, or qualify for an exemption to these limits as defined in the Annexes of Directive 2011/65/EU (RoHS2). Finished electrical and electronic equipment products will be CE marked as required by Directive 2011/65/EU. Components may not be CE marked. Additionally, the part numbers that TE has identified as EU ELV compliant have a maximum concentration of 0.1% by weight in homogenous materials for lead, hexavalent chromium, and mercury, and 0.01% for cadmium, or qualify for an exemption to these limits as defined in the Annexes of Directive 2000/53/EC (ELV). Regarding the REACH Regulation, the information TE provides on SVHC in articles for this part number is based on the latest European Chemicals Agency (ECHA) 'Guidance on requirements for substances in articles' posted at this URL: <https://echa.europa.eu/guidance-documents/guidance-on-reach>

Compatible Parts



TE Part # 1393738-2
V42254A6000G115=SUB D GEHAEUSE

Customers Also Bought



TE Part #1658612-3
15 POS HDF RCPT, MS, LEAD FREE



TE Part #1658538-2
SOCKET CONT DUPL PLT STRIP HD-



TE Part #1658527-7
622-1641LF FEM SOCKET, LEAD FREE



TE Part #1-2198617-5
Ni Plated Plastic Backshell, 15 Way, Str



TE Part #4-1393483-7
V42254A1115C209=SUB D STIFLEI



TE Part #1445336-3
LOOSE PC CONTACT 30 AU PLATED




TE Part #61-0242-011-000
CONTACT PIN 2 MM



TE Part #BSA078F15590235000
923 PLUG



TE Part #1-1393738-0
V42254A6000K109=SUB D GEHAEUSE



TE Part #40-0985-000-000
623 INSULATION INSERT, 12-PIN

Documents

Product Drawings

[V42254A6004G115=SUB D GEHAEUSE](#)

English

CAD Files

Customer View Model

[ENG_CVM_CVM_6-1393738-0_B1.3d_igs.zip](#)

English



Customer View Model

[ENG_CVM_CVM_6-1393738-0_B1.3d_stp.zip](#)

English

Customer View Model

[ENG_CVM_CVM_6-1393738-0_B1.2d_dxf.zip](#)

English

3D PDF

3D

By downloading the CAD file I accept and agree to the [Terms and Conditions](#) of use.

Instruction Sheets

[mounting guideline for d-Sub housings](#)

English

[Instruction Sheet \(U.S.\)](#)

English