



Relays, Contactors & Switches > Relays > Power Relays > PCB Power Relay: 40 Amp, Monostable



Power Relay Type: **Standard**

Coil Magnetic System: **Monostable, AC**

Coil Power Rating DC: **4000 mW**

Coil Resistance: **5485  $\Omega$**

Coil Special Features: **UL Coil Insulation Class F**

[All PCB Power Relay: 40 Amp, Monostable \(66\)](#)

Features

Product Type Features

Enclosure Type	Plastic Dust Cover
Output Type	AC
Power Relay Type	Standard

Configuration Features

Output Switching	Random
------------------	--------

Electrical Characteristics

Insulation Initial Dielectric Between Coil & Contact Class	0 – 4000 V
Output Current Rating	0 – 40 Arms
Actuating System	AC
Insulation Initial Dielectric Between Open Contacts	1500 Vrms
Coil Power Rating	4 W
Insulation Creepage Class	8 – 9.5 mm



Input Voltage	0 – 277 VAC
Insulation Initial Dielectric Between Adjacent Contacts	1500 Vrms
Insulation Initial Resistance	1000 MΩ
Insulation Initial Dielectric Between Contacts & Coil	4000 Vrms
Output Voltage (Max)	600 V
Contact Limiting Making Current	40 A
Insulation Creepage Between Contact & Coil	8 mm[.315 in]
Contact Limiting Continuous Current	40 A
Output Voltage Rating (AC Relays)	0 – 277 Vrms
Output Current (Min)	.5 A
Contact Limiting Breaking Current	40 A
Coil Current	.014 A
Coil Magnetic System	Monostable, AC
Coil Power Rating DC	4000 mW
Coil Resistance	5485 Ω
Coil Special Features	UL Coil Insulation Class F
Coil Voltage Rating	277 VAC
Contact Switching Load (Min)	500mA @ 12V
Contact Switching Voltage (Max)	600 VAC
Contact Voltage Rating	277 VAC

Body Features

Insulation Special Features	8000V Initial Surge Withstand Voltage between Contacts & Coil
Product Weight	86 g[3.034 oz]
Packaging Style	Panel Mount

Contact Features

Switch Arrangement	(2) x 1 Form A (SPST-NO)
Contact Arrangement	2 Form A (NO)
Contact Current Class	30 – 50 A
Contact Current Rating (Max)	30 A
Contact Material	AgCdO
Contact Number of Poles	2
Relay Terminal Type	Panel Mount Relay



Mechanical Attachment

Relay Mounting Type	Panel Mount
---------------------	-------------

Dimensions

Length Class (Mechanical)	50 – 60 mm
Height Class (Mechanical)	25 – 30 mm
Insulation Clearance Between Contact & Coil	8 mm[.315 in]
Insulation Clearance Class	8 – 9.5 mm
Width Class (Mechanical)	30 – 40 mm
Product Width	34.54 mm[1.36 in]
Product Length	52.32 mm[2.06 in]
Product Height	30.73 mm[1.21 in]

Usage Conditions

Environmental Ambient Temperature (Max)	85 °C[185 °F]
Environmental Ambient Temperature Class	70 – 85 °C
Operating Temperature Range	-55 – 85 °C[-67 – 185 °F]

Packaging Features

Packaging Method	Box & Tray, Bundle
------------------	--------------------

Product Compliance

For compliance documentation, visit the product page on TE.com>

EU RoHS Directive 2011/65/EU	Compliant with Exemptions
EU ELV Directive 2000/53/EC	Compliant
China RoHS 2 Directive MIIT Order No 32, 2016	Restricted Materials Above Threshold
EU REACH Regulation (EC) No. 1907/2006	Current ECHA Candidate List: JUNE 2023 (235) Candidate List Declared Against: JUNE 2023 (235) SVHC > Threshold: Cadmium oxide (4.57% in Component Part) <b>Article Safe Usage Statements:</b> Use personal protective equipment as required. Do not eat, drink or smoke when using this product. Recycle if possible and dispose of the article by following all applicable governmental regulations relevant to your geographic location.
Halogen Content	Not Low Halogen - contains Br or Cl > 900 ppm.
Solder Process Capability	Wave solder capable to 260°C

Product Compliance Disclaimer



This information is provided based on reasonable inquiry of our suppliers and represents our current actual knowledge based on the information they provided. This information is subject to change. The part numbers that TE has identified as EU RoHS compliant have a maximum concentration of 0.1% by weight in homogenous materials for lead, hexavalent chromium, mercury, PBB, PBDE, DBP, BBP, DEHP, DIBP, and 0.01% for cadmium, or qualify for an exemption to these limits as defined in the Annexes of Directive 2011/65/EU (RoHS2). Finished electrical and electronic equipment products will be CE marked as required by Directive 2011/65/EU. Components may not be CE marked. Additionally, the part numbers that TE has identified as EU ELV compliant have a maximum concentration of 0.1% by weight in homogenous materials for lead, hexavalent chromium, and mercury, and 0.01% for cadmium, or qualify for an exemption to these limits as defined in the Annexes of Directive 2000/53/EC (ELV). Regarding the REACH Regulation, the information TE provides on SVHC in articles for this part number is based on the latest European Chemicals Agency (ECHA) 'Guidance on requirements for substances in articles' posted at this URL: <https://echa.europa.eu/guidance-documents/guidance-on-reach>

Compatible Parts

TE Part # 5-1393211-7  
T92P7A22-120

Also in the Series | Potter & Brumfield T92

Power Relays(69)

Customers Also Bought


TE Part #1-1393212-7  
T92S7D22-24

TE Part #1623790-2  
SQM10S 10R 5% LP (WIRE)


TE Part #1-2823446-3  
M12 D-F-4, CRIMP, CAT 5 RADOX 8.3  
MM, H&S

TE Part #680104-000  
D-609-03







TE Part #1-2058703-1  
Herm Blade& Recp Assy, 2 Pos,Latch




TE Part #1623929-2  
CFR200 5% 100R



TE Part #1423673-6  
W51-A121B1-15=CKTBKR,THERM,ROC



TE Part #9-2176369-5  
RQ 0603 383R 0.1% 10PPM 5K RL



TE Part #8-1879354-5  
RR03 5% 1K0 AMMO

Documents

CAD Files

3D PDF

3D

Customer View Model

ENG\_CVM\_CVM\_6-1393211-3\_F.2d\_dxf.zip

English

Customer View Model

ENG\_CVM\_CVM\_6-1393211-3\_F.3d\_igs.zip

English

Customer View Model

ENG\_CVM\_CVM\_6-1393211-3\_F.3d\_stp.zip

English

By downloading the CAD file I accept and agree to the [Terms and Conditions](#) of use.

Datasheets & Catalog Pages

T92 Two-Pole, 30 Amp, PC Board or Panel Mount Relay

English

Product Specifications

Definitions General Purpose Relays

English

Agency Approvals

CQC\_CERT\_09002030496\_C1

English

CQC\_CERT\_16002142753\_C1

English

T92P7A22-277

Power Relays, Standard, Monostable, AC, 4000 mW Coil Power Rating DC, 5485  $\Omega$   
Coil Resistance, UL Coil Insulation Class F, Potter & Brumfield T92

