

KUP-11D55-6

✓ ACTIVE

Potter & Brumfield | Potter & Brumfield KUP

TE Internal #: 6-1393117-0

Power Relays, Industrial Panel Plug-In, Monostable, DC, 1125 mW

Coil Power Rating DC, 32 Ω Coil Resistance, Potter & Brumfield KUP

[View on TE.com >](#)



Relays, Contactors & Switches > Relays > Power Relays



Power Relay Type: **Industrial Panel Plug-In**

Coil Magnetic System: **Monostable, DC**

Coil Power Rating DC: **1125 mW**

Coil Resistance: **32 Ω**

Coil Special Features: **UL Coil Insulation Class B**

Features

Product Type Features

Power Relay Type	Industrial Panel Plug-In
------------------	--------------------------

Electrical Characteristics

Insulation Initial Dielectric Between Coil & Contact Class	1500 – 2500 V
Insulation Initial Dielectric Between Contacts & Coil	2200 Vrms
Actuating System	DC
Insulation Initial Dielectric Between Open Contacts	1200 Vrms
Contact Limiting Making Current	10 A
Contact Limiting Short-Time Current	10 A
Contact Limiting Continuous Current	10 A
Coil Power Rating Class	1000 – 1500 mW
Insulation Initial Dielectric Between Adjacent Contacts	2200 Vrms
Insulation Initial Resistance	100 MΩ
Contact Limiting Breaking Current	10 A
Coil Magnetic System	Monostable, DC
Coil Power Rating DC	1125 mW
Coil Resistance	32 Ω
Coil Special Features	UL Coil Insulation Class B
Coil Voltage Rating	6 VDC
Contact Switching Load (Min)	300mA @ 12V



Contact Voltage Rating	240 VAC
------------------------	---------

Body Features

Product Weight	85 g[2.988 oz]
----------------	----------------

Contact Features

Contact Arrangement	2 Form C (CO)
Contact Current Class	5 – 10 A, 16 A
Contact Current Rating (Max)	10 A
Contact Material	AgCdO
Contact Number of Poles	2
Relay Terminal Type	Quick Connect, Solder

Mechanical Attachment

Relay Mounting Type	Bracket, Panel Mount
---------------------	----------------------

Dimensions

Length Class (Mechanical)	40 – 50 mm
Height Class (Mechanical)	30 – 40 mm
Width Class (Mechanical)	30 – 40 mm
Product Width	38.9 mm[1.531 in]
Product Length	48.4 mm[1.906 in]
Product Height	35.7 mm[1.405 in]

Usage Conditions

Environmental Ambient Temperature Class	50 – 70 °C
Environmental Ambient Temperature (Max)	70 °C[158 °F]
Operating Temperature Range	-45 – 70 °C

Packaging Features

Packaging Method	Package
------------------	---------

Product Compliance

For compliance documentation, visit the product page on [TE.com](#)>

EU RoHS Directive 2011/65/EU	Compliant with Exemptions
EU ELV Directive 2000/53/EC	Not Compliant
China RoHS 2 Directive MIIT Order No 32, 2016	Restricted Materials Above Threshold
EU REACH Regulation (EC) No. 1907/2006	



Current ECHA Candidate List: JUNE 2023 (235)
Candidate List Declared Against: JUNE 2022 (224)
SVHC > Threshold:
Cadmium oxide (7.95% in Component Part)
Article Safe Usage Statements:
Use personal protective equipment as required. Do not eat, drink or smoke when using this product. Recycle if possible and dispose of the article by following all applicable governmental regulations relevant to your geographic location.

Halogen Content	Not Yet Reviewed for halogen content
Solder Process Capability	Not applicable for solder process capability

Product Compliance Disclaimer

This information is provided based on reasonable inquiry of our suppliers and represents our current actual knowledge based on the information they provided. This information is subject to change. The part numbers that TE has identified as EU RoHS compliant have a maximum concentration of 0.1% by weight in homogenous materials for lead, hexavalent chromium, mercury, PBB, PBDE, DBP, BBP, DEHP, DIBP, and 0.01% for cadmium, or qualify for an exemption to these limits as defined in the Annexes of Directive 2011/65/EU (RoHS2). Finished electrical and electronic equipment products will be CE marked as required by Directive 2011/65/EU. Components may not be CE marked. Additionally, the part numbers that TE has identified as EU ELV compliant have a maximum concentration of 0.1% by weight in homogenous materials for lead, hexavalent chromium, and mercury, and 0.01% for cadmium, or qualify for an exemption to these limits as defined in the Annexes of Directive 2000/53/EC (ELV). Regarding the REACH Regulation, the information TE provides on SVHC in articles for this part number is based on the latest European Chemicals Agency (ECHA) 'Guidance on requirements for substances in articles' posted at this URL: <https://echa.europa.eu/guidance-documents/guidance-on-reach>

Compatible Parts




TE Part # 4-1393117-8
KUP-11D15-5=KU

Also in the Series | Potter & Brumfield KUP

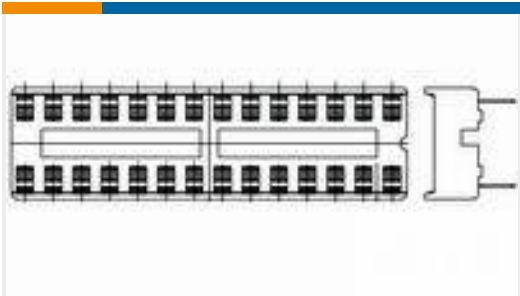


Power Relays(155)




Relay Accessories, Sockets & Clips(12)

Customers Also Bought



TE Part #1-2199298-6

20P,DIP SKT,300 CL,LDR,PB FREE



TE Part #1-5102156-2

A/L UNIV HDR 64P VERT




TE Part #35495

TERMINAL,SOLIS SPD 12-10 10



TE Part #350209-1

02P CMNL HDR ASSY PC NATL



TE Part #350211-1

04P CMNL HDR ASSY PC



TE Part #34148

PG R 22-16 COMM 22-18 MIL 8



TE Part #1-1825139-6

A205SYCB04



TE Part #102312-1

UNIVERSAL HEADER LATCH



TE Part #6609028-6

3VK3=F7136 S0

Documents

CAD Files

3D PDF

3D

Customer View Model

ENG_CVM_CVM_6-1393117-0_D.2d_dxf.zip

English

Customer View Model

ENG_CVM_CVM_6-1393117-0_D.3d_igs.zip

English

Customer View Model

ENG_CVM_CVM_6-1393117-0_D.3d_stp.zip

English

By downloading the CAD file I accept and agree to the [Terms and Conditions](#) of use.

Datasheets & Catalog Pages

KUP Series Panel Plug-in Relay

English

Product Specifications



Definitions General Purpose Relays

English

Agency Approvals

UL

English