

6-102699-2 ✓ ACTIVE

AMPMODU | AMPMODU Headers


TE Internal #: 6-102699-2

PCB Mount Header, Vertical, Board-to-Board / Wire-to-Board, 26  
Position, 2.54 mm [.1 in] Centerline, Fully Shrouded, Gold,  
AMPMODU Headers

[View on TE.com >](#)



Connectors > PCB Connectors > PCB Headers & Receptacles



PCB Connector Assembly Type: **PCB Mount Header**

PCB Mount Orientation: **Vertical**

Connector System: **Board-to-Board, Wire-to-Board**

Number of Positions: **26**

Number of Rows: **2**

## Features

### Product Type Features

|                                   |                               |
|-----------------------------------|-------------------------------|
| PCB Connector Assembly Type       | PCB Mount Header              |
| Connector System                  | Board-to-Board, Wire-to-Board |
| Header Type                       | Fully Shrouded                |
| Connector & Contact Terminates To | Printed Circuit Board         |

### Configuration Features

|                                  |              |
|----------------------------------|--------------|
| Connector Contact Load Condition | Fully Loaded |
| PCB Mount Orientation            | Vertical     |
| Number of Positions              | 26           |
| Number of Rows                   | 2            |
| Board-to-Board Configuration     | Parallel     |

### Electrical Characteristics

|                                       |          |
|---------------------------------------|----------|
| Insulation Resistance                 | 5000 MΩ  |
| Dielectric Withstanding Voltage (Max) | 750 Vrms |

### Body Features

|                       |       |
|-----------------------|-------|
| Primary Product Color | Black |
|-----------------------|-------|

### Contact Features

|   |                               |
|---|-------------------------------|
| Mating Square Post Dimension                            | .64 mm[.025 in]               |
| PCB Contact Termination Area Plating Material Thickness | 2.54 – 5.08 μm[100 – 200 μin] |



|  |                           |
|--|---------------------------|
| Contact Shape & Form                           | Square                    |
| Contact Underplating Material                  | Nickel                    |
| PCB Contact Termination Area Plating Material  | Tin                       |
| Contact Base Material                          | Copper Alloy              |
| Contact Mating Area Plating Material           | Gold                      |
| Contact Mating Area Plating Material Thickness | .762 $\mu$ m[30 $\mu$ in] |
| Contact Type                                   | Pin                       |
| Contact Current Rating (Max)                   | 3 A                       |

### Termination Features

|   |                          |
|---|--------------------------|
| Square Termination Post & Tail Dimension    | .64 mm[.025 in]          |
| Termination Post & Tail Length              | 6.35 mm[.25 in]          |
| Termination Method to Printed Circuit Board | Through Hole - Press-Fit |

### Mechanical Attachment

|                          |                       |
|--------------------------|-----------------------|
| Mating Retention         | With                  |
| PCB Mount Retention Type | Action/Compliant Tail |
| Mating Retention Type    | Detent Window         |
| Mating Alignment         | With                  |
| Mating Alignment Type    | Polarization          |
| PCB Mount Retention      | With                  |
| PCB Mount Alignment      | With                  |
| Connector Mounting Type  | Board Mount           |

### Housing Features

|                    |                |
|--------------------|----------------|
| Centerline (Pitch) | 2.54 mm[.1 in] |
| Housing Material   | Thermoplastic  |

### Dimensions

|                    |                |
|--------------------|----------------|
| Row-to-Row Spacing | 2.54 mm[.1 in] |
|--------------------|----------------|

### Usage Conditions

|                             |  |
|-----------------------------|--|
| Housing Temperature Rating  | High   |
| Operating Temperature Range | -55 – 105 $^{\circ}$ C[-67 – 221 $^{\circ}$ F] |

### Operation/Application

|                     |        |
|---------------------|--------|
| Circuit Application | Signal |
|---------------------|--------|

### Industry Standards



|                        |                       |
|------------------------|-----------------------|
| Agency/Standard        | CSA                   |
| Approved Standards     | CSA LR7189, UL E28476 |
| UL Flammability Rating | UL 94V-0              |

### Packaging Features

|                    |      |
|--------------------|------|
| Packaging Quantity | 80   |
| Packaging Type     | Tray |

### Product Compliance


[For compliance documentation, visit the product page on TE.com>](#)

|   |   |
|---|---|
| EU RoHS Directive 2011/65/EU                  | Compliant   |
| EU ELV Directive 2000/53/EC                   | Compliant   |
| China RoHS 2 Directive MIIT Order No 32, 2016 | No Restricted Materials Above Threshold   |
| EU REACH Regulation (EC) No. 1907/2006        | Current ECHA Candidate List: JUNE 2023 (235)<br>Candidate List Declared Against: JUNE 2023 (235)<br>Does not contain REACH SVHC |
| Halogen Content                               | BFR/CFR/PVC Free, but Br/Cl >900 ppm in other sources.  |
| Solder Process Capability                     | Not applicable for solder process capability  |

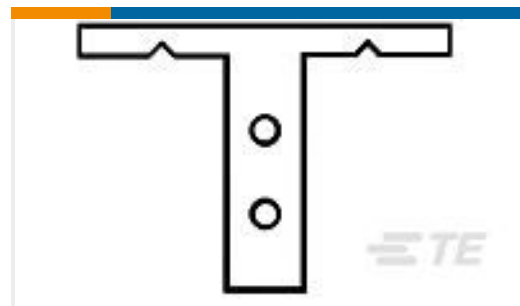
#### Product Compliance Disclaimer

This information is provided based on reasonable inquiry of our suppliers and represents our current actual knowledge based on the information they provided. This information is subject to change. The part numbers that TE has identified as EU RoHS compliant have a maximum concentration of 0.1% by weight in homogenous materials for lead, hexavalent chromium, mercury, PBB, PBDE, DBP, BBP, DEHP, DIBP, and 0.01% for cadmium, or qualify for an exemption to these limits as defined in the Annexes of Directive 2011/65/EU (RoHS2). Finished electrical and electronic equipment products will be CE marked as required by Directive 2011/65/EU. Components may not be CE marked. Additionally, the part numbers that TE has identified as EU ELV compliant have a maximum concentration of 0.1% by weight in homogenous materials for lead, hexavalent chromium, and mercury, and 0.01% for cadmium, or qualify for an exemption to these limits as defined in the Annexes of Directive 2000/53/EC (ELV). Regarding the REACH Regulation, the information TE provides on SVHC in articles for this part number is based on the latest European Chemicals Agency (ECHA) 'Guidance on requirements for substances in articles' posted at this URL: <https://echa.europa.eu/guidance-documents/guidance-on-reach>

### Compatible Parts



TE Part # 1-534206-3  
26 MODII VRT DR CE 100/115



TE Part # 87743-1  
MODII KEYED BARRIER INSERT


## Also in the Series | AMPMODU Headers




PCB Connector Mounting(1)



PCB Connector Shrouds(1)



PCB Headers & Receptacles(4872)



PCB Latches, Locks & Retainers(1)



Wire-to-Board Connector Assemblies & Housings(5)



Wire-to-Board Connector Contacts(65)

## Customers Also Bought



TE Part #1410140-2  
MULTIGIG RT T2 .8" BP FULL CNT



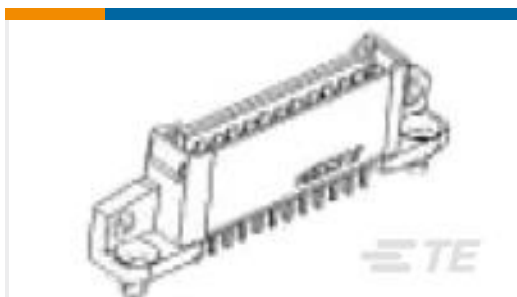
TE Part #1410189-3  
MULTIGIG RT T2 7RW H-LFT,ET2




TE Part #1-1469491-3  
MULTIGIG RT GUIDE PIN, 9MM 4.20




TE Part #1410956-1  
MULTIGIG RT GUIDE PIN KIT ASSEMBLY



TE Part #1-765206-7  
VERT. HEADER ASSY. .100CL



TE Part #2302791-1  
VERTRECCASSY,CENTER,RTM, MULTIGIG RT3



TE Part #5-102699-6  
14 MODII HDR DRSTR SHRD A/PIN



TE Part #5536098-5  
ASSY,PIN,EURO,TYPE R,LEAD-FREE, A&C,64/96



## Documents

### CAD Files

#### 3D PDF

3D

Customer View Model

[ENG\\_CVM\\_CVM\\_6-102699-2\\_M.2d\\_dxf.zip](#)

English

Customer View Model

[ENG\\_CVM\\_CVM\\_6-102699-2\\_M.3d\\_igs.zip](#)

English

Customer View Model

[ENG\\_CVM\\_CVM\\_6-102699-2\\_M.3d\\_stp.zip](#)

English

By downloading the CAD file I accept and agree to the [Terms and Conditions](#) of use.

### Datasheets & Catalog Pages

[AMPMODU\\_INTERCONNECTION\\_SYSTEM\\_SECTION5](#)

English

### Product Specifications

[Application Specification](#)

English

### Product Environmental Compliance

[TE Material Declaration](#)

English