

5787775-1 ✓ ACTIVE

CHAMP | CHAMP .8 mm Connector

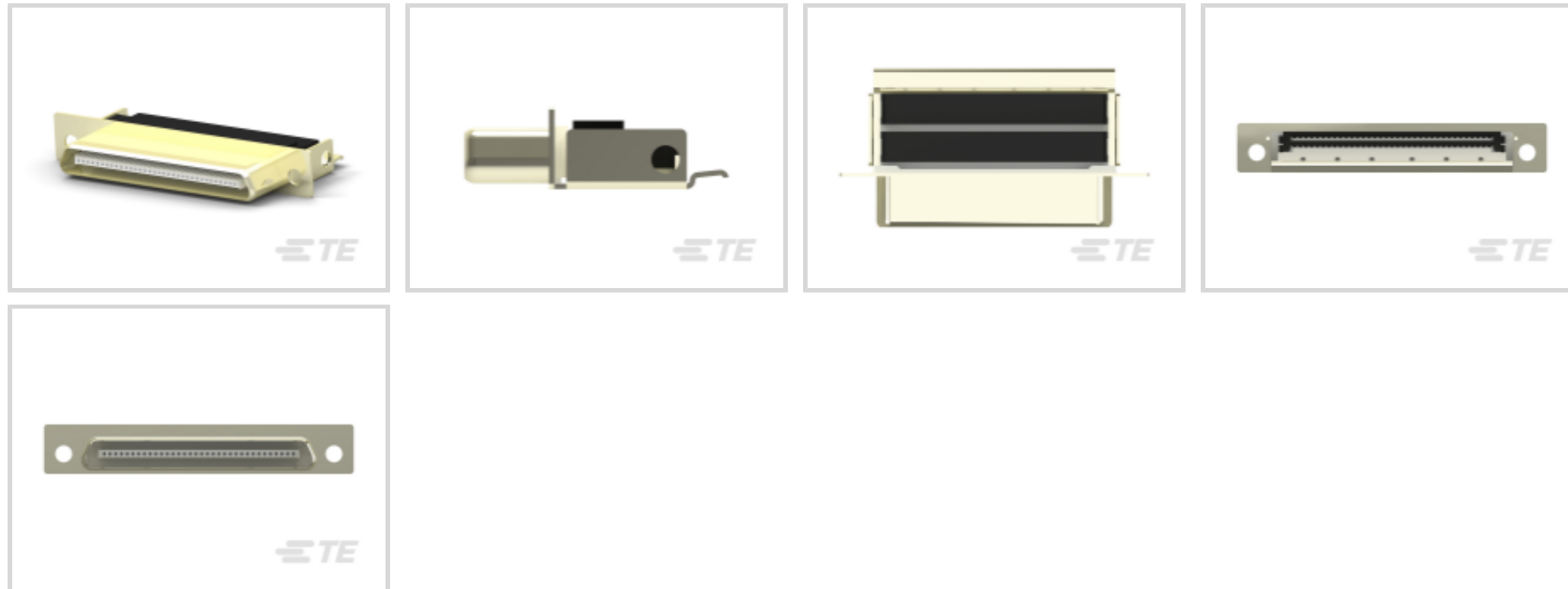
TE Internal #: 5787775-1

IDC D-Sub Connectors, Plug, .05 mm<sup>2</sup> Stranded Wire, 30 AWG Stranded Wire, Shielded, Cable-to-Cable, 68 Position, CHAMP .8 mm Connector

[View on TE.com >](#)



Connectors > D-Shaped Connectors > D-Sub Connectors > IDC D-Sub Connectors > IDC D-Sub: Connector Kit, Plug, Signal, 0.8 mm



Connector & Housing Type: **Plug**

Stranded Wire Size: **.05 mm<sup>2</sup>**

Shielded: **Yes**

Connector System: **Cable-to-Cable**

[All IDC D-Sub: Connector Kit, Plug, Signal, 0.8 mm \(3\)](#)

## Features

### Product Type Features

Connector & Housing Type	Plug
Connector System	Cable-to-Cable
Connector Product Type	Connector Kit
Connector & Contact Terminates To	Wire & Cable

### Configuration Features

Number of Positions	68
Number of Rows	2
Compatible With Wire & Cable Type	Discrete Wire, Round Jacketed Cable

### Body Features

Shell Plating Material	Tin over Copper
Primary Product Color	Natural

### Contact Features

Wire Contact Termination Area Plating Material	Tin
--	-----



Contact Mating Area Plating Material Thickness	.76 μm[30 μin]
--	----------------

Contact Mating Area Plating Material	Gold
--------------------------------------	------

Contact Base Material	Phosphor Bronze
-----------------------	-----------------

Contact Current Rating (Max)	.3 A, .5 A, 1.5 A
------------------------------	-------------------

### Mechanical Attachment

Connector Mounting Type	Cable Mount (Free-Hanging)
-------------------------	----------------------------

### Housing Features

Shell Material	Carbon Steel
----------------	--------------

Housing Material	LCP (Liquid Crystal Polymer)
------------------	------------------------------

Centerline (Pitch)	.8 mm[.031 in]
--------------------	----------------

### Dimensions

Compatible Insulation Diameter Range	.56 – .64 mm
--------------------------------------	--------------

Stranded Wire Size	.05 mm <sup>2</sup>
--------------------	---------------------

### Usage Conditions

Operating Temperature Range	-55 – 85 °C[-67 – 185 °F]
-----------------------------	---------------------------

### Operation/Application

Shielded	Yes
----------	-----

Circuit Application	Signal
---------------------	--------

### Industry Standards

UL Flammability Rating	UL 94V-0
------------------------	----------

### Packaging Features

Packaging Quantity	1
--------------------	---

Packaging Method	Package
------------------	---------

### Other

D-Shaped Connectors Comment	Cable plug with backshell.
-----------------------------	----------------------------

### Product Compliance

[For compliance documentation, visit the product page on TE.com>](#)

EU RoHS Directive 2011/65/EU	Compliant
------------------------------	-----------

EU ELV Directive 2000/53/EC	Compliant
-----------------------------	-----------

China RoHS 2 Directive MIIT Order No 32, 2016	No Restricted Materials Above Threshold
---	---

EU REACH Regulation (EC) No. 1907/2006	
--	--



Current ECHA Candidate List: JUNE 2023 (235)

Candidate List Declared Against: JUNE 2023 (235)

Does not contain REACH SVHC

Halogen Content

Low Halogen - Br, Cl, F, I < 900 ppm per homogenous material. Also BFR/CFR/PVC Free

Solder Process Capability

Not applicable for solder process capability

Product Compliance Disclaimer

This information is provided based on reasonable inquiry of our suppliers and represents our current actual knowledge based on the information they provided. This information is subject to change. The part numbers that TE has identified as EU RoHS compliant have a maximum concentration of 0.1% by weight in homogenous materials for lead, hexavalent chromium, mercury, PBB, PBDE, DBP, BBP, DEHP, DIBP, and 0.01% for cadmium, or qualify for an exemption to these limits as defined in the Annexes of Directive 2011/65/EU (RoHS2). Finished electrical and electronic equipment products will be CE marked as required by Directive 2011/65/EU. Components may not be CE marked. Additionally, the part numbers that TE has identified as EU ELV compliant have a maximum concentration of 0.1% by weight in homogenous materials for lead, hexavalent chromium, and mercury, and 0.01% for cadmium, or qualify for an exemption to these limits as defined in the Annexes of Directive 2000/53/EC (ELV). Regarding the REACH Regulation, the information TE provides on SVHC in articles for this part number is based on the latest European Chemicals Agency (ECHA) 'Guidance on requirements for substances in articles' posted at this URL: <https://echa.europa.eu/guidance-documents/guidance-on-reach>

## Compatible Parts



TE Part # CAT-469-D650155  
IDC D-Sub: Connector Kit, Plug, Signal, 0.8 mm



TE Part # CAT-469-DRSC9008  
D-Sub Receptacle Stacked Assembly: Right Angle, 0.8mm



TE Part # 5796055-1  
68 CHAMP R/A ASSY,LC



TE Part # 6658751-1  
.8MM CHAMP, 50 POS, RCPT ASSY



TE Part # 787229-1  
68 .8MM CHAMP BACKSHELL KIT



TE Part # 5787973-1  
36 .8MM CHAMP RCPT ASSY



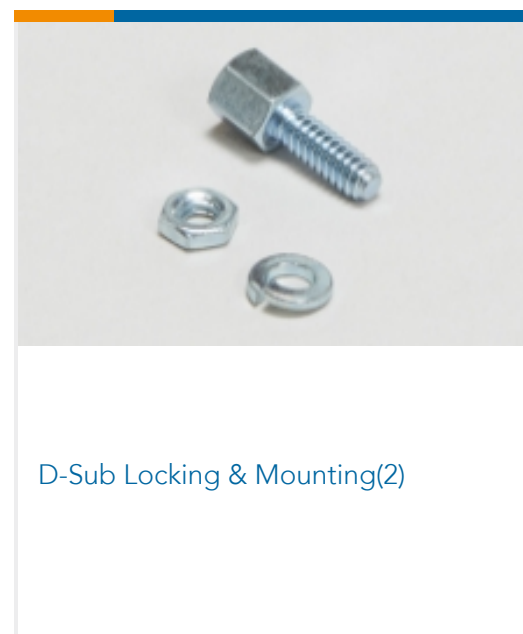

TE Part # 5796055-2  
68 CHAMP R/A ASSY,LC



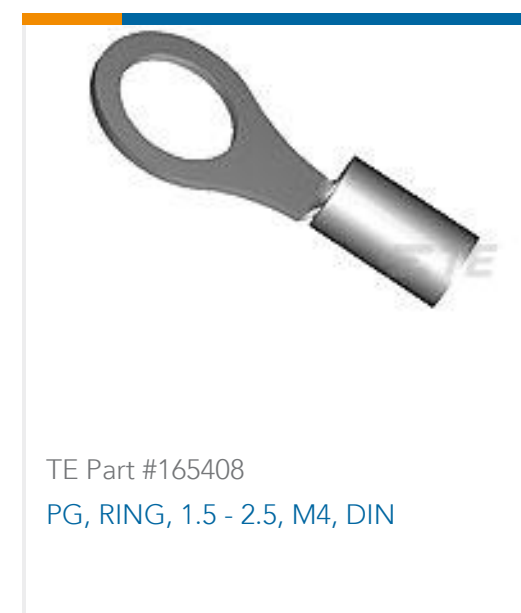
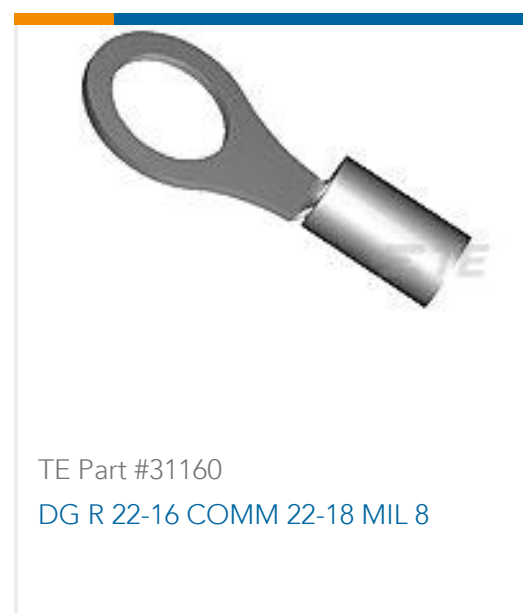
TE Part # 787003-3  
.8MM LATCHING POST,BRDMT,BULK




### Also in the Series | CHAMP .8 mm Connector

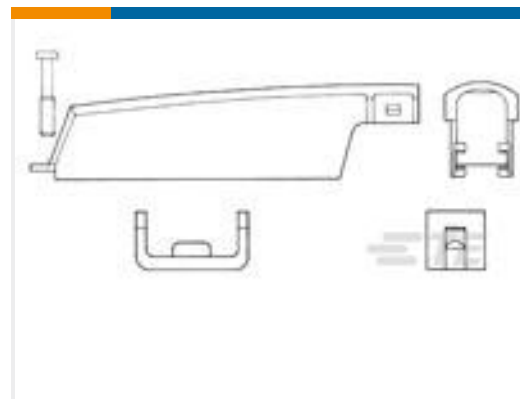


### Customers Also Bought





TE Part #11026478-00  
LDT1-028K W/TH N/H W/SOLD



TE Part #4-229910-1  
CLAMP, CABLE

## Documents

### Product Drawings

#### 68 .8MM CHAMP OFFSET CBL KIT

English

### CAD Files

#### Customer View Model

[ENG\\_CVM\\_CVM\\_5787775-1\\_O.2d\\_dxf.zip](#)

English

#### 3D PDF

3D

#### Customer View Model

[ENG\\_CVM\\_CVM\\_5787775-1\\_O.3d\\_igs.zip](#)

English

#### Customer View Model

[ENG\\_CVM\\_CVM\\_5787775-1\\_O.3d\\_stp.zip](#)

English

By downloading the CAD file I accept and agree to the [Terms and Conditions](#) of use.

### Product Specifications

#### Application Specification

English

### Instruction Sheets

#### Instruction Sheet (U.S.)

English

#### Instruction Sheet (U.S.)

English

#### Mass Termination Tooling Assembly 543580-1 & Cutter Subassembly 543610

English