

5787441-1 ✓ ACTIVE

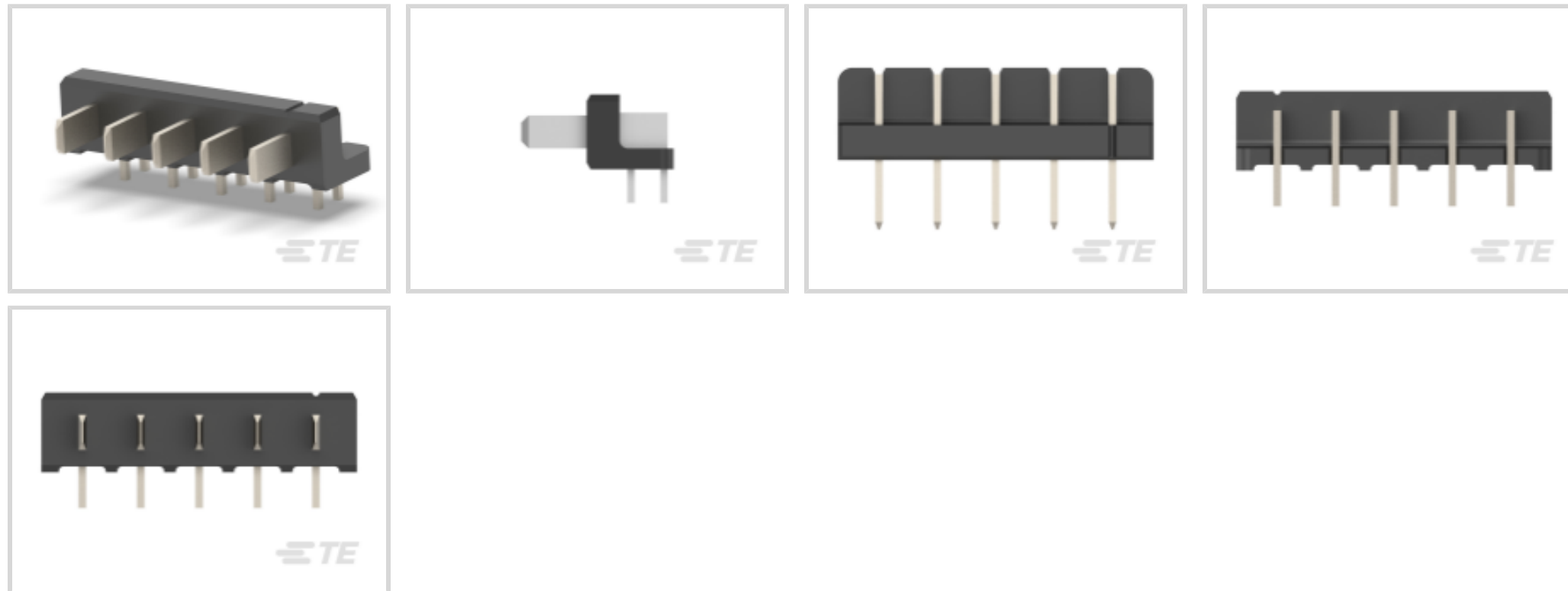


TE Internal #: 5787441-1

DC Jack Connectors, Board-to-Board, 5 Position, .197 in [5 mm]
Centerline, Plug, 50 VDC, Right Angle, Printed Circuit Board, Power
& Signal

[View on TE.com >](#)

Connectors > PCB Connectors > Battery Connectors & Holders > DC Jack Connectors



Connector System: **Board-to-Board**

Number of Positions: **5**

Centerline (Pitch): **5 mm [.197 in]**

Connector & Housing Type: **Plug**

Operating Voltage: **50 VDC**

Features

Product Type Features

Connector System	Board-to-Board
Connector & Housing Type	Plug
Connector & Contact Terminates To	Printed Circuit Board

Configuration Features

Number of Positions	5
PCB Mount Orientation	Right Angle

Electrical Characteristics

Operating Voltage	50 VDC
-------------------	--------

Contact Features

Contact Current Rating (Max)	8.8 A
------------------------------	-------

Mechanical Attachment

PCB Mount Retention	Without
Connector Mounting Type	Board Mount

Housing Features



Centerline (Pitch)	5 mm [.197 in]
--------------------	----------------

Usage Conditions

Operating Temperature Range	-30 – 70 °C [-22 – 158 °F]
-----------------------------	----------------------------

Operation/Application

Circuit Application	Power & Signal
---------------------	----------------

Packaging Features

Packaging Quantity	121
--------------------	-----

Packaging Method	Tray
------------------	------

Product Compliance

For compliance documentation, visit the product page on [TE.com](https://www.te.com)>

EU RoHS Directive 2011/65/EU	Compliant
------------------------------	-----------

EU ELV Directive 2000/53/EC	Compliant
-----------------------------	-----------

China RoHS 2 Directive MIIT Order No 32, 2016	No Restricted Materials Above Threshold
---	---

EU REACH Regulation (EC) No. 1907/2006	Current ECHA Candidate List: JUNE 2023 (235) Candidate List Declared Against: JUNE 2023 (235) Does not contain REACH SVHC
--	---

Halogen Content	Low Bromine/Chlorine - Br and Cl < 900 ppm per homogenous material. Also BFR /CFR/PVC Free
-----------------	--

Solder Process Capability	Reflow solder capable to 260°C
---------------------------	--------------------------------


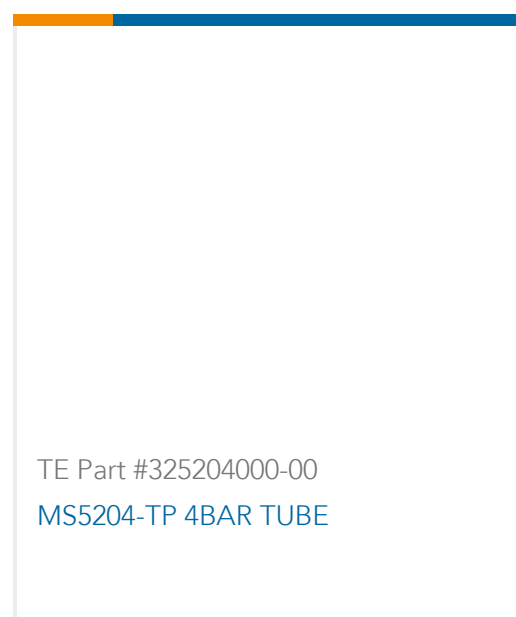
Product Compliance Disclaimer

This information is provided based on reasonable inquiry of our suppliers and represents our current actual knowledge based on the information they provided. This information is subject to change. The part numbers that TE has identified as EU RoHS compliant have a maximum concentration of 0.1% by weight in homogenous materials for lead, hexavalent chromium, mercury, PBB, PBDE, DBP, BBP, DEHP, DIBP, and 0.01% for cadmium, or qualify for an exemption to these limits as defined in the Annexes of Directive 2011/65/EU (RoHS2). Finished electrical and electronic equipment products will be CE marked as required by Directive 2011/65/EU. Components may not be CE marked. Additionally, the part numbers that TE has identified as EU ELV compliant have a maximum concentration of 0.1% by weight in homogenous materials for lead, hexavalent chromium, and mercury, and 0.01% for cadmium, or qualify for an exemption to these limits as defined in the Annexes of Directive 2000/53/EC (ELV). Regarding the REACH Regulation, the information TE provides on SVHC in articles for this part number is based on the latest European Chemicals Agency (ECHA) 'Guidance on requirements for substances in articles' posted at this URL: <https://echa.europa.eu/guidance-documents/guidance-on-reach>

Compatible Parts



Customers Also Bought



Documents

Product Drawings

[HDR ASY,RA,NO KEY,STR TAIL](#)

English

CAD Files

[3D PDF](#)

3D

Customer View Model

[ENG_CVM_CVM_5787441-1_O.2d_dxf.zip](#)

English

Customer View Model

[ENG_CVM_CVM_5787441-1_O.3d_igs.zip](#)

English

Customer View Model

[ENG_CVM_CVM_5787441-1_O.3d_stp.zip](#)

English

By downloading the CAD file I accept and agree to the [Terms and Conditions](#) of use.



Datasheets & Catalog Pages

[POWER_CONNECTORS_CATALOG_SEC09_LAPTOPS_PORTABLES](#)

English

[1-1773718-4_POWER_CONNECTORS_QRG_CN](#)

[1-1773718-5_POWER_CONNECTORS_QRG_TCN](#)

[1-1773718-6_POWER_CONNECTORS_QRG_JA](#)

Japanese

[2_PIECE_POWER_CONNECTORS_qrg_4-1773458-1](#)

English

Product Specifications

[Application Specification](#)

English

Product Environmental Compliance

[Product Compliance Document](#)

English

[Product Compliance Document](#)

English