



**MICTOR**

TE Internal #: 5767054-3

PCB Mount Receptacle, Vertical, Board-to-Board, 114 Position, .64 mm [.025 in] Centerline, Fully Shrouded, Gold Flash over Palladium Nickel

[View on TE.com >](#)

Connectors > PCB Connectors > PCB Headers & Receptacles



PCB Connector Assembly Type: **PCB Mount Receptacle**

PCB Mount Orientation: **Vertical**

Connector System: **Board-to-Board**

Number of Positions: **114**

Centerline (Pitch): **.64 mm [.025 in]**

**Features**

**Product Type Features**

PCB Connector Assembly Type	PCB Mount Receptacle
Connector System	Board-to-Board
Header Type	Fully Shrouded
Sealable	No
Connector & Contact Terminates To	Printed Circuit Board

**Configuration Features**

Number of Power Positions	3
Number of Columns	57
Stackable	Yes
Number of Signal Positions	114
PCB Mount Orientation	Vertical
Number of Positions	114
Board-to-Board Configuration	Parallel

**Electrical Characteristics**



Dielectric Withstanding Voltage (Max)	500 VAC
Insulation Resistance	2 MΩ
Impedance	114 Ω
Operating Voltage	30 VAC

### Signal Characteristics

Differential Signaling	Yes
Data Rate	10 Gb/s

### Body Features

Primary Product Color	Black
-----------------------	-------

### Contact Features

Contact Mating Area Length	1.63 mm[.064 in]
PCB Contact Termination Area Plating Material Thickness	3.81 – 6.35 μm[149.9997 – 249.9995 μin]
Contact Layout	Inline
PCB Contact Termination Area Plating Material Finish	Matte
Contact Shape & Form	Dual Beam
Contact Mating Area Plating Material Finish	Matte
PCB Contact Termination Area Plating Material	Tin
Contact Base Material	Copper Alloy
Contact Mating Area Plating Material	Gold Flash over Palladium Nickel
	4.99999 μin
Contact Type	Socket
Contact Current Rating (Max)	11.5 A

### Termination Features

Rectangular Termination Post & Tail Thickness	.2 mm[.008 in]
Rectangular Termination Post & Tail Width	.53 mm[.021 in]
Termination Method to Printed Circuit Board	Surface Mount

### Mechanical Attachment

PCB Mount Alignment Type	Locating Posts
Mating Retention	Without
PCB Mount Retention Type	Boardlock
Mating Alignment	With
Mating Alignment Type	Polarized



PCB Mount Retention	With
PCB Mount Alignment	With
Connector Mounting Type	Board Mount

### Housing Features

Mating Entry Location	Top
Centerline (Pitch)	.64 mm [.025 in]
Housing Material	Matte

### Dimensions

Connector Length	50.8 mm [2 in]
Connector Height	5.99 mm [.236 in]
Connector Width	6.9 mm [.272 in]
Stack Height	6.6 mm, 9 mm, 10.92 mm, 12.57 mm, 17.96 mm, 18.75 mm, 20 mm, 22.86 mm [.9 in]

### Usage Conditions

Operating Temperature Range	-55 – 125 °C [-67 – 257 °F]
-----------------------------	-----------------------------

### Operation/Application

Circuit Application	Signal
---------------------	--------

### Industry Standards

UL Rating	Listed
Agency/Standard	CSA, UL
Approved Standards	CSA 1195944, UL E28476
UL Flammability Rating	UL 94V-0

### Packaging Features

Packaging Quantity	10
Packaging Type	Box, Tube

### Product Compliance

[For compliance documentation, visit the product page on TE.com>](#)

EU RoHS Directive 2011/65/EU	Compliant
EU ELV Directive 2000/53/EC	Compliant
China RoHS 2 Directive MIIT Order No 32, 2016	No Restricted Materials Above Threshold
EU REACH Regulation (EC) No. 1907/2006	Current ECHA Candidate List: JUNE 2023 (235)



Candidate List Declared Against: JUNE 2023 (235)  
Does not contain REACH SVHC

Halogen Content

Low Halogen - Br, Cl, F, I < 900 ppm per homogenous material. Also BFR/CFR/PVC Free

Solder Process Capability

Reflow solder capable to 260°C

Product Compliance Disclaimer

This information is provided based on reasonable inquiry of our suppliers and represents our current actual knowledge based on the information they provided. This information is subject to change. The part numbers that TE has identified as EU RoHS compliant have a maximum concentration of 0.1% by weight in homogenous materials for lead, hexavalent chromium, mercury, PBB, PBDE, DBP, BBP, DEHP, DIBP, and 0.01% for cadmium, or qualify for an exemption to these limits as defined in the Annexes of Directive 2011/65/EU (RoHS2). Finished electrical and electronic equipment products will be CE marked as required by Directive 2011/65/EU. Components may not be CE marked. Additionally, the part numbers that TE has identified as EU ELV compliant have a maximum concentration of 0.1% by weight in homogenous materials for lead, hexavalent chromium, and mercury, and 0.01% for cadmium, or qualify for an exemption to these limits as defined in the Annexes of Directive 2000/53/EC (ELV). Regarding the REACH Regulation, the information TE provides on SVHC in articles for this part number is based on the latest European Chemicals Agency (ECHA) 'Guidance on requirements for substances in articles' posted at this URL: <https://echa.europa.eu/guidance-documents/guidance-on-reach>

## Compatible Parts



TE Part # 1-5767007-0  
MICT,260PLUG,114,ASSY,.025,REC



TE Part # 5767017-3  
MICT,900PLUG,114,ASSY,.025,REC



TE Part # 5767039-3  
MICTOR,RA PLUG,114,.093PCB,ASY



TE Part # 5767057-3  
MICT,495,PLUG,114,PDNI



TE Part # 5767149-3  
MICT,495,PLG,114,TAPE,CAP




TE Part # 5767006-3  
MICT,R/APLUG,114,ASY,.025,.062



TE Part # 1-5767005-0  
MICT,495PLUG,114,ASSY,.025,REC



TE Part # 1-5767118-0  
MICT,PLG,114,ASY,.025,TAPE PKG



TE Part # 1-5767119-0  
MICT,PLG,114,ASY,.025,TAPE PKG



TE Part # 1-5767121-0  
MICT,PLG,114,ASY,.025,TAPE PKG




TE Part # 1-5767149-0  
MICTOR PLUG ASSY IN TAPE & REE




TE Part # 5767042-3  
MICT,738PLUG,114,ASSY,.025,EXT



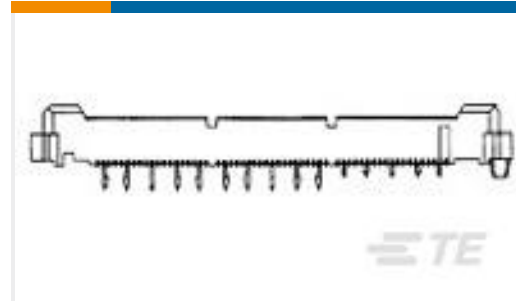
TE Part # 5767111-3  
MICT,PLG,114,ASY,.025 TAPE PKG



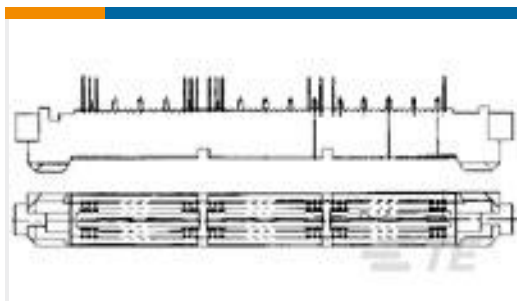
TE Part # 5767118-3  
MICT,PLG,114,ASY,.025,TAPE CAP



TE Part # 1-5767111-0  
MICT,PLG,114,ASY,.025 TAPE CAP




TE Part # 5767025-3  
MICTOR .707 PLUG ASSY, 114 POS



TE Part # 5767032-3  
MICT,788PLUG,114,ASSY,.025,REC



TE Part # 5767055-3  
MICT,R/APLUG,ASSY,114,PDNI



TE Part # 5767056-3  
MICT,260,PLUG,114,ASSY,PDNI



TE Part # 5767082-3  
MICT,495,PLUG,114,PDNI,BARBLES

## Customers Also Bought



TE Part #1462051-1  
HF351=50OHM140MW 3V MONO




TE Part #770028-1  
09P UMNLI IN-LINE CAP HSG KIT



TE Part #3-1879130-3  
RN 0402 3K4 0.1% 10PPM 5K RL



TE Part #5767054-2  
MICT,RECPT,76,ASSY,PDNI




TE Part #5767056-2  
MICT,260,PLUG,76,ASSY,PDNI



TE Part #2-1879011-1  
SMF2 1K5 5%



TE Part #1-5767005-0  
MICT,495PLUG,114,ASSY,.025,REC



TE Part #ZPF00000000148062  
983DCKE24-57PN943WT

## Documents



### Product Drawings

[MICT,RECPT,114,ASSY,PDNI](#)

English

---

### CAD Files

[3D PDF](#)

3D

Customer View Model

[ENG\\_CVM\\_CVM\\_5767054-3\\_O.2d\\_dxf.zip](#)

English

Customer View Model

[ENG\\_CVM\\_CVM\\_5767054-3\\_O.3d\\_igs.zip](#)

English

Customer View Model

[ENG\\_CVM\\_CVM\\_5767054-3\\_O.3d\\_stp.zip](#)

English

[3D PDF](#)

English

Customer View Model

[ENG\\_CVM\\_5767054-3\\_O.2d\\_dxf.zip](#)

English

Customer View Model

[ENG\\_CVM\\_5767054-3\\_O.3d\\_igs.zip](#)

English

Customer View Model

[ENG\\_CVM\\_5767054-3\\_O.3d\\_stp.zip](#)

English

By downloading the CAD file I accept and agree to the [Terms and Conditions](#) of use.

---

### Datasheets & Catalog Pages

[MICTOR Interconnection System](#)

English

[Fine Pitch Stacking Connectors - 0.635mm MICTOR Connectors](#)

English

---

### Product Specifications

[Application Specification](#)

English