

5767006-3 ✓ ACTIVE

MICTOR

TE Internal #: 5767006-3

PCB Mount Header, Straddle Mount, Board-to-Board, 114 Position,
.64 mm [.025 in] Centerline, Gold, Surface Mount, Signal, Black

[View on TE.com >](#)



Connectors > PCB Connectors > PCB Headers & Receptacles



PCB Connector Assembly Type: **PCB Mount Header**

PCB Mount Orientation: **Straddle Mount**

Connector System: **Board-to-Board**

Number of Positions: **114**

Centerline (Pitch): **.64 mm [.025 in]**

Features

Product Type Features

| | |
|-----------------------------------|-----------------------|
| PCB Connector Assembly Type | PCB Mount Header |
| Connector System | Board-to-Board |
| Sealable | No |
| Connector & Contact Terminates To | Printed Circuit Board |

Configuration Features

| | |
|------------------------------|----------------|
| Number of Power Positions | 3 |
| Number of Columns | 57 |
| Stackable | No |
| Number of Signal Positions | 114 |
| PCB Mount Orientation | Straddle Mount |
| Number of Positions | 114 |
| Board-to-Board Configuration | Parallel |

Electrical Characteristics

| | |
|---------------------------------------|---------|
| Dielectric Withstanding Voltage (Max) | 500 VAC |
|---------------------------------------|---------|



| | |
|-----------------------|--------|
| Insulation Resistance | 2 MΩ |
| Impedance | 114 Ω |
| Operating Voltage | 30 VAC |

Signal Characteristics

| | |
|------------------------|---------|
| Differential Signaling | Yes |
| Data Rate | 10 Gb/s |

Body Features

| | |
|-----------------------|-------|
| Primary Product Color | Black |
|-----------------------|-------|

Contact Features

| | |
|---|---|
| Contact Mating Area Length | .94 mm[.037 in] |
| PCB Contact Termination Area Plating Material Thickness | 3.81 – 6.35 μm[149.9997 – 249.9995 μin] |
| Contact Layout | Inline |
| PCB Contact Termination Area Plating Material Finish | Matte |
| Contact Shape & Form | Dual Beam |
| Contact Mating Area Plating Material Finish | Matte |
| PCB Contact Termination Area Plating Material | Tin |
| Contact Base Material | Copper Alloy |
| Contact Mating Area Plating Material | Gold |
| | 30 μin |
| Contact Type | Pin |
| Contact Current Rating (Max) | 11.5 A |

Termination Features

| | |
|---|------------------|
| Square Termination Post & Tail Dimension | .2 mm[.008 in] |
| Termination Post & Tail Length | 1.52 mm[.139 in] |
| Termination Method to Printed Circuit Board | Surface Mount |

Mechanical Attachment

| | |
|--------------------------|----------------|
| PCB Mount Alignment Type | Locating Posts |
| Mating Retention | Without |
| Mating Alignment | With |
| Mating Alignment Type | Polarized |
| PCB Mount Retention | Without |
| PCB Mount Alignment | With |



| | |
|-------------------------|-------------|
| Connector Mounting Type | Board Mount |
|-------------------------|-------------|

Housing Features

| | |
|-----------------------|------------------|
| Mating Entry Location | Top |
| Centerline (Pitch) | .64 mm [.025 in] |
| Housing Material | Matte |

Dimensions

| | |
|------------------|-------------------|
| Connector Length | 50.8 mm [2 in] |
| Connector Height | 6.38 mm [.251 in] |
| Connector Width | 5.28 mm [.208 in] |

Usage Conditions

| | |
|-----------------------------|-----------------------------|
| Operating Temperature Range | -55 – 125 °C [-67 – 257 °F] |
|-----------------------------|-----------------------------|

Operation/Application

| | |
|---------------------|--------|
| Circuit Application | Signal |
|---------------------|--------|

Industry Standards

| | |
|------------------------|------------------------|
| UL Rating | Listed |
| Agency/Standard | CSA, UL |
| Approved Standards | CSA 1195944, UL E28476 |
| UL Flammability Rating | UL 94V-0 |

Packaging Features

| | |
|--------------------|-----------|
| Packaging Quantity | 10 |
| Packaging Type | Box, Tube |

Product Compliance

[For compliance documentation, visit the product page on TE.com>](#)

| | |
|---|---|
| EU RoHS Directive 2011/65/EU | Compliant |
| EU ELV Directive 2000/53/EC | Compliant |
| China RoHS 2 Directive MIIT Order No 32, 2016 | No Restricted Materials Above Threshold |
| EU REACH Regulation (EC) No. 1907/2006 | Current ECHA Candidate List: JUNE 2023 (235) Candidate List Declared Against: JUNE 2023 (235) Does not contain REACH SVHC |
| Halogen Content | Low Halogen - Br, Cl, F, I < 900 ppm per homogenous material. Also BFR/CFR/PVC |

Free

Solder Process Capability

Reflow solder capable to 260°C

Product Compliance Disclaimer

This information is provided based on reasonable inquiry of our suppliers and represents our current actual knowledge based on the information they provided. This information is subject to change. The part numbers that TE has identified as EU RoHS compliant have a maximum concentration of 0.1% by weight in homogenous materials for lead, hexavalent chromium, mercury, PBB, PBDE, DBP, BBP, DEHP, DIBP, and 0.01% for cadmium, or qualify for an exemption to these limits as defined in the Annexes of Directive 2011/65/EU (RoHS2). Finished electrical and electronic equipment products will be CE marked as required by Directive 2011/65/EU. Components may not be CE marked. Additionally, the part numbers that TE has identified as EU ELV compliant have a maximum concentration of 0.1% by weight in homogenous materials for lead, hexavalent chromium, and mercury, and 0.01% for cadmium, or qualify for an exemption to these limits as defined in the Annexes of Directive 2000/53/EC (ELV). Regarding the REACH Regulation, the information TE provides on SVHC in articles for this part number is based on the latest European Chemicals Agency (ECHA) 'Guidance on requirements for substances in articles' posted at this URL: <https://echa.europa.eu/guidance-documents/guidance-on-reach>

Compatible Parts



TE Part # 5767054-3
MICT,RECPT,114,ASSY,PDNI



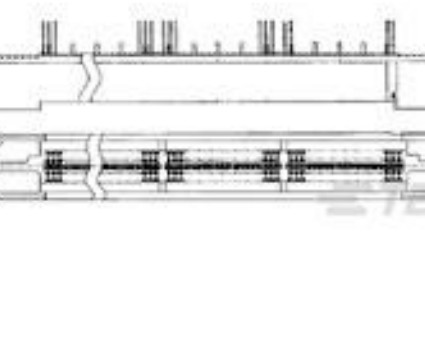
TE Part # 2-5767004-4
MICTOR RECEPT ASSY, 114 POS.



TE Part # 1-5767096-0
MICT,REC,114,ASY,.025,TAPE,CAP



TE Part # 1-5767115-0
MICT,REC,114,ASY,.025 TAPE PKG



TE Part # 5767044-3
MICTOR,R/A,RECPT,.062,114,ASY



TE Part # 5767061-3
MICT,RECPT,114,ASSY,093,PDNI



TE Part # 5767081-3
MICT,REC,114,ASY,PDNI,BARBLESS



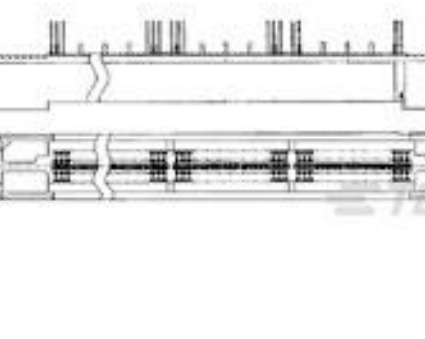
TE Part # 5767089-3
MICTOR,R/A,RECPT,.093,114,ASY



TE Part # 5767094-3
MICT,RECPT,114,ASY,PDNI,EXTD



TE Part # 5767115-3
MICT,REC,114,ASY,.025 TAPE PKG




TE Part # 5767143-3
MICT,R/A,RCPT,114,ASY,062,30AU




TE Part # 5767181-3
MICT,RECPT,114,ASSY,PDNI




TE Part # 1-5767114-0
MICT,REC,114,ASY,.025,TAPE PKG




TE Part # 1-5767145-0
MICTOR RECEPTACLE ASSY, .355 V



TE Part # 1-5767146-0
TAPE AND REEL PACKAGED
RECEPTA



TE Part # 1-5767153-0
114 POS. .355 VERTICAL RECEPTA



TE Part # 5767095-3
MICT,REC,EXT,114,ASY,PDNI,025



TE Part # 5767096-3
MICT,REC,114,ASY,.025,TAPE PKG



TE Part # 5767110-3
MICT,RECPT,114,ASSY,.025



TE Part # 5767114-3
MICT,REC,114,ASY,.025,TAPE,CAP

Customers Also Bought



TE Part #5179031-1
0.8FH,P08H.5,040,08/Sn,TU




TE Part #1410142-1
MULTIGIG RT T2 .8" BP FULL RGH



TE Part #1410140-1
MULTIGIG RT T2 .8" BP FULL CNT



TE Part #2-5767004-7
MICTOR RECEPT ASSY, 228 POS.



TE Part #5767054-2
MICT,RECPT,76,ASSY,PDNI



TE Part #5767056-2
MICT,260,PLUG,76,ASSY,PDNI



TE Part #2000713-1
RA Keyed Guide Mod, Vita 46,
Machined



TE Part #1410187-3
MULTIGIG RT T2 7RW DC DF CT



TE Part #5767006-4
MICT,R/APLUG,152,ASY,.025,.062



TE Part #2041119-1
mSATA/mini PCI-E 4H Type I G/F

Documents



Product Drawings

[MICT,R/APLUG,114,ASY,.025,.062](#)

English

CAD Files

[3D PDF](#)

3D

Customer View Model

[ENG_CVM_CVM_5767006-3_C.2d_dxf.zip](#)

English

Customer View Model

[ENG_CVM_CVM_5767006-3_C.3d_igs.zip](#)

English

Customer View Model

[ENG_CVM_CVM_5767006-3_C.3d_stp.zip](#)

English

By downloading the CAD file I accept and agree to the [Terms and Conditions](#) of use.

Datasheets & Catalog Pages

[MICTOR Interconnection System](#)

English

[Fine Pitch Stacking Connectors - 0.635mm MICTOR Connectors](#)

English

Product Specifications

[Application Specification](#)

English