




AMP

TE Internal #: 556882-2

Rectangular Power Connectors, Connector Assembly, Receptacle, Wire-to-Board, 2 Position, 11.18 mm [.44 in] Centerline, Printed Circuit Board, UL 94V-0

[View on TE.com >](#)

Connectors > Power Connectors > Rectangular Power > Rectangular Power Connectors



Rectangular Power Connector Type: **Connector Assembly**

Connector & Housing Type: **Receptacle**

Connector System: **Wire-to-Board**

Number of Positions: **2**

Centerline (Pitch): **11.18 mm [.44 in]**

Features

Product Type Features

Compatible With Discrete Wire Type	Stranded
Rectangular Power Connector Type	Connector Assembly
Connector & Housing Type	Receptacle
Connector System	Wire-to-Board
Sealable	No
Connector & Contact Terminates To	Printed Circuit Board

Configuration Features

Number of Positions	2
PCB Mount Orientation	Right Angle
Number of Power Positions	2
Number of Signal Positions	0
Number of Rows	1

Electrical Characteristics

Operating Voltage	600 VDC
-------------------	---------



Contact Features

PCB Contact Termination Area Plating Material Thickness	2.54 μm [100 μin]
Contact Layout	Inline
Contact Mating Area Plating Material	Tin
Contact Shape & Form	Dual Beam
Contact Base Material	Copper Alloy
Contact Current Rating (Max)	35 A
Contact Retention Within Housing	With
Contact Type	Tab
PCB Contact Termination Area Plating Material	Tin
Contact Mating Area Plating Material Thickness	3.81 μm [150 μin]

Termination Features

Termination Post & Tail Length	4.9 mm[.193 in]
Termination Method to Printed Circuit Board	Through Hole - Solder

Mechanical Attachment

Mating Alignment Type	Polarization
Mating Retention	With
Mating Alignment	With
PCB Mount Alignment	Without
PCB Mount Retention	Without
Mating Retention Type	Latch
Connector Mounting Type	Board Mount

Housing Features

Centerline (Pitch)	11.18 mm[.44 in]
Housing Color	Black
Housing Material	Polyphenylene Sulfide (PPS)

Dimensions

Connector Height	14.48 mm[.57 in]
PCB Thickness (Recommended)	1.57 – 3.18 mm[.062 – .125 in]
Product Width	17.53 mm[.69 in]
Product Length	46.74 mm[1.84 in]

Usage Conditions



Operating Temperature Range	0 – 105 °C[32 – 221 °F]
-----------------------------	-------------------------

Operation/Application

Circuit Application	Power
---------------------	-------

Industry Standards

CSA Rating	Certified, LR 7189
------------	--------------------

UL Rating	Recognized
-----------	------------

Agency/Standard	CSA, UL
-----------------	---------

Approved Standards	UL E28476
--------------------	-----------

UL Flammability Rating	UL 94V-0
------------------------	----------

Packaging Features

Packaging Quantity	100
--------------------	-----

Packaging Method	Box
------------------	-----

Product Compliance

[For compliance documentation, visit the product page on TE.com>](#)

EU RoHS Directive 2011/65/EU	Compliant
------------------------------	-----------

EU ELV Directive 2000/53/EC	Compliant
-----------------------------	-----------

China RoHS 2 Directive MIIT Order No 32, 2016	No Restricted Materials Above Threshold
---	---

EU REACH Regulation (EC) No. 1907/2006	Current ECHA Candidate List: JUNE 2023 (235) Candidate List Declared Against: JUNE 2023 (235) Does not contain REACH SVHC
--	---

Halogen Content	Not Low Halogen - contains Br or Cl > 900 ppm.
-----------------	--

Solder Process Capability	Not applicable for solder process capability
---------------------------	--

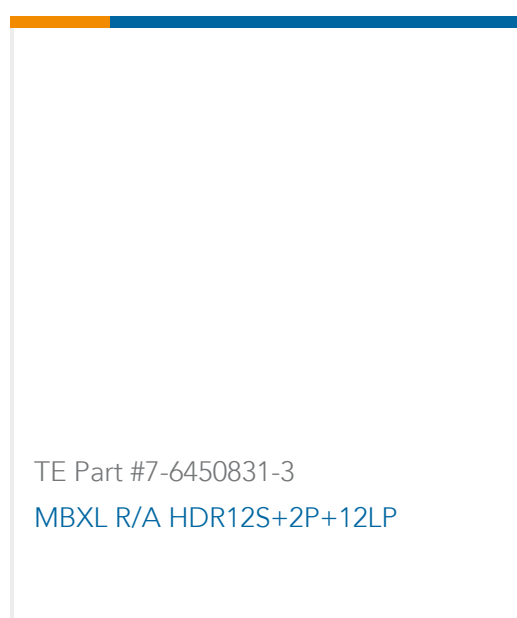
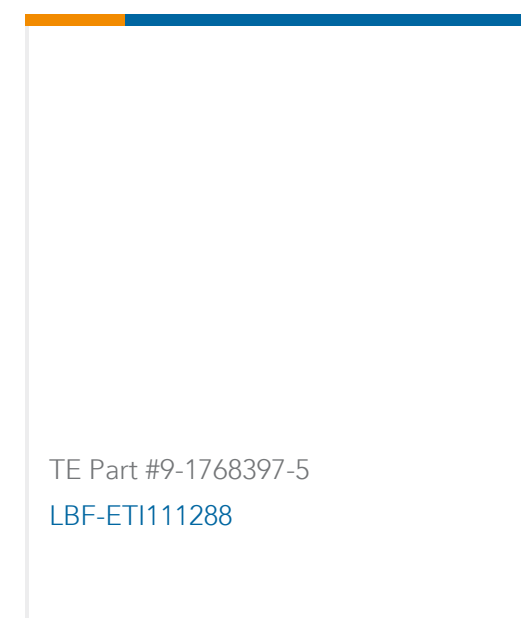
Product Compliance Disclaimer

This information is provided based on reasonable inquiry of our suppliers and represents our current actual knowledge based on the information they provided. This information is subject to change. The part numbers that TE has identified as EU RoHS compliant have a maximum concentration of 0.1% by weight in homogenous materials for lead, hexavalent chromium, mercury, PBB, PBDE, DBP, BBP, DEHP, DIBP, and 0.01% for cadmium, or qualify for an exemption to these limits as defined in the Annexes of Directive 2011/65/EU (RoHS2). Finished electrical and electronic equipment products will be CE marked as required by Directive 2011/65/EU. Components may not be CE marked. Additionally, the part numbers that TE has identified as EU ELV compliant have a maximum concentration of 0.1% by weight in homogenous materials for lead, hexavalent chromium, and mercury, and 0.01% for cadmium, or qualify for an exemption to these limits as defined in the Annexes of Directive 2000/53/EC (ELV). Regarding the REACH Regulation, the information TE provides on SVHC in articles for this part number is based on the latest European Chemicals Agency (ECHA) 'Guidance on requirements for substances in articles' posted at this URL: <https://echa.europa.eu/guidance-documents/guidance-on-reach>

Compatible Parts



Customers Also Bought



Documents

Product Drawings

RCPT ASY,R/A,AMPINRGY WTB,2POS

English

CAD Files

3D PDF

3D

**Customer View Model**[ENG_CVM_CVM_556882-2_E.2d_dxf.zip](#)

English

Customer View Model[ENG_CVM_CVM_556882-2_E.3d_igs.zip](#)

English

Customer View Model[ENG_CVM_CVM_556882-2_E.3d_stp.zip](#)

English

3D PDF

English

Customer View Model[ENG_CVM_556882-2_D.2d_dxf.zip](#)

English

Customer View Model[ENG_CVM_556882-2_D.3d_igs.zip](#)

English

Customer View Model[ENG_CVM_556882-2_D.3d_stp.zip](#)

English

By downloading the CAD file I accept and agree to the [Terms and Conditions](#) of use.

Datasheets & Catalog Pages[1654742_HOUSEHOLD_APPLIANCES_RAST5](#)

English

[POWER_CONNECTORS_CATALOG_SEC02_CABLE_MOUNTED](#)

English

Product Specifications[Application Specification](#)

English

[Application Specification](#)

English

Product Environmental Compliance[TE Material Declaration](#)

English

Instruction Sheets[Instruction Sheet \(U.S.\)](#)

English

Agency Approvals[Agency Approval Document](#)

English

556882-2

Rectangular Power Connectors, Connector Assembly, Receptacle, Wire-to-Board, 2
Position, 11.18 mm [.44 in] Centerline, Printed Circuit Board, UL 94V-0

