

55621-1 ✓ ACTIVE

PLASTI-GRIP

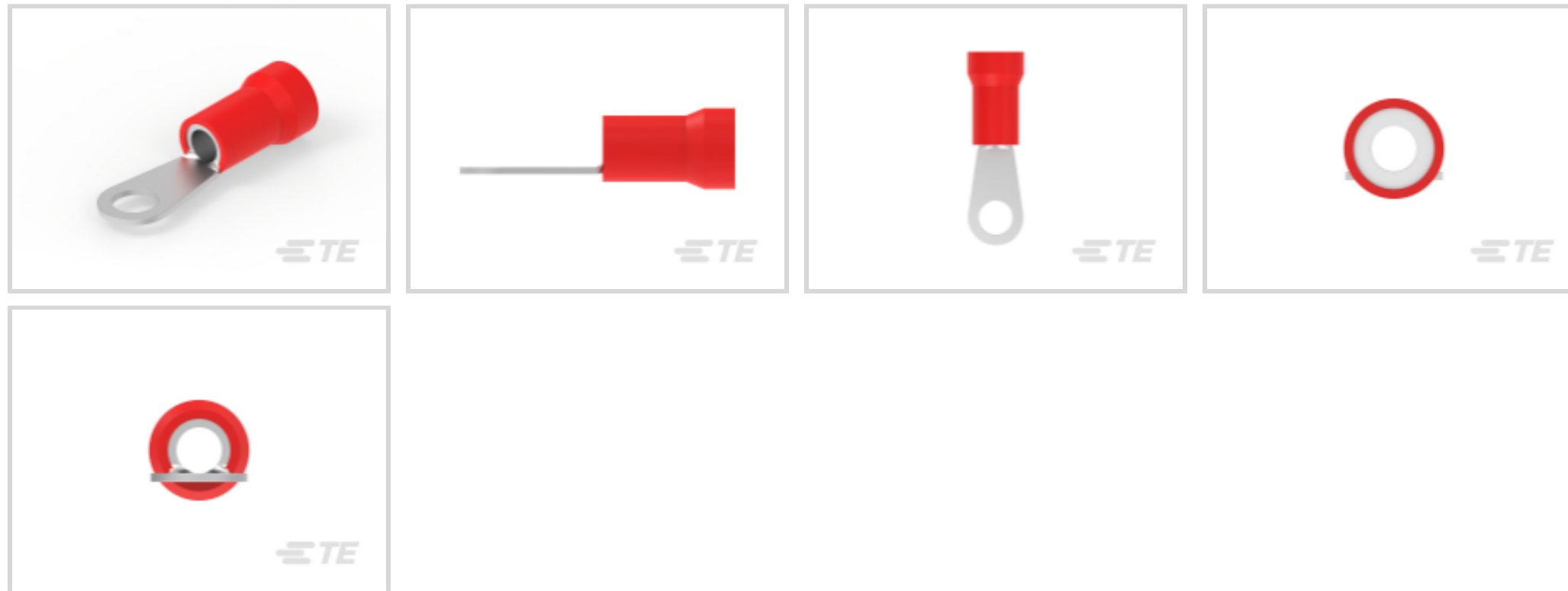
TE Internal #: 55621-1

Closed Ring Tongue Terminal, 8 AWG, 1/4 / M6 Stud Size, 6.73 mm [.265 in] Stud Diameter, Closed Barrel, Straight, Tin, PLASTI-GRIP

[View on TE.com >](#)



Terminals & Splices > Ring Terminals



Ring Terminal Product Type: Closed Ring Tongue Terminal

Wire Size: 13100 – 20800 CMA

Stud Size: 1/4, M6

### Features

#### Product Type Features

Ring Terminal Product Type	Closed Ring Tongue Terminal
Stud Size	1/4, M6
Sealable	No
Wire Insulation Support Retention Type	Insulation Support

#### Electrical Characteristics

Voltage Rating	600 V
----------------	-------

#### Contact Features

Barrel Type	Closed
Terminal Orientation	Straight
Terminal Plating Material	Tin

#### Mechanical Attachment

Wire Insulation Support	With
-------------------------	------

#### Dimensions

Wire Size	13100 – 20800 CMA
Stud Diameter	6.73 mm [.265 in]
Tongue Thickness	.99 mm [.039 in]

Product Length	39.65 mm[1.561 in]
Compatible Insulation Diameter (Max)	9.14 mm[.36 in]
Compatible Insulation Diameter Range	9.14 mm[.36 in]

### Usage Conditions

Insulation Option	Partially Insulated
Operating Temperature Range	105 °C[221 °F]

### Operation/Application

Compatible With Wire Base Material	Copper
Compatible With Wire Plating Material	Tin

### Industry Standards

Government Qualified Terminal	No
-------------------------------	----

### Packaging Features

Packaging Quantity	100
Packaging Method	Loose Piece

### Product Compliance

[For compliance documentation, visit the product page on TE.com>](#)


EU RoHS Directive 2011/65/EU	Compliant
EU ELV Directive 2000/53/EC	Compliant
China RoHS 2 Directive MIIT Order No 32, 2016	No Restricted Materials Above Threshold
EU REACH Regulation (EC) No. 1907/2006	Current ECHA Candidate List: JUNE 2023 (235) Candidate List Declared Against: JUNE 2023 (235) Does not contain REACH SVHC
Halogen Content	Not Low Halogen - contains Br or Cl > 900 ppm.
Solder Process Capability	Not applicable for solder process capability

#### Product Compliance Disclaimer

This information is provided based on reasonable inquiry of our suppliers and represents our current actual knowledge based on the information they provided. This information is subject to change. The part numbers that TE has identified as EU RoHS compliant have a maximum concentration of 0.1% by weight in homogenous materials for lead, hexavalent chromium, mercury, PBB, PBDE, DBP, BBP, DEHP, DIBP, and 0.01% for cadmium, or qualify for an exemption to these limits as defined in the Annexes of Directive 2011/65/EU (RoHS2). Finished electrical and electronic equipment products will be CE marked as required by Directive 2011/65/EU. Components may not be CE marked. Additionally, the part numbers that TE has identified as EU ELV compliant have a maximum concentration of 0.1% by weight in homogenous materials for lead, hexavalent chromium, and mercury, and 0.01% for cadmium, or qualify for an exemption to these limits as defined in the Annexes of Directive 2000/53/EC (ELV). Regarding the REACH Regulation, the information TE provides

on SVHC in articles for this part number is based on the latest European Chemicals Agency (ECHA) 'Guidance on requirements for substances in articles' posted at this URL: <https://echa.europa.eu/guidance-documents/guidance-on-reach>

## Compatible Parts



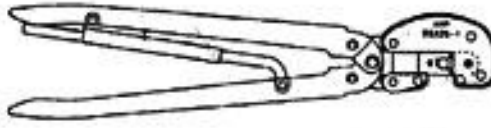
TE Part # 1490534-1  
HYP10 PLASTI-GRIP 8AWG DIE SET



TE Part # 48752-1  
HYP8 PLASTI-GRIP 8AWG 69051 DIE SET




TE Part # 48858-1  
HYP8/10 PLASTI-GRIP/10 8AWG DIE SET



TE Part # 69959  
HHHT AMPLI-BOND PG 8 ASSY SET


## Also in the Series | PLASTI-GRIP




Compression Connectors(3)



Crimp Wire Pins, Tabs & Ferrules(25)



Ring Terminals(333)



Spade Terminals(198)



Splices(50)

## Customers Also Bought



TE Part #770849-2  
Receptacle Housing: Wire-to-Board, with Mating Alignment, SL156



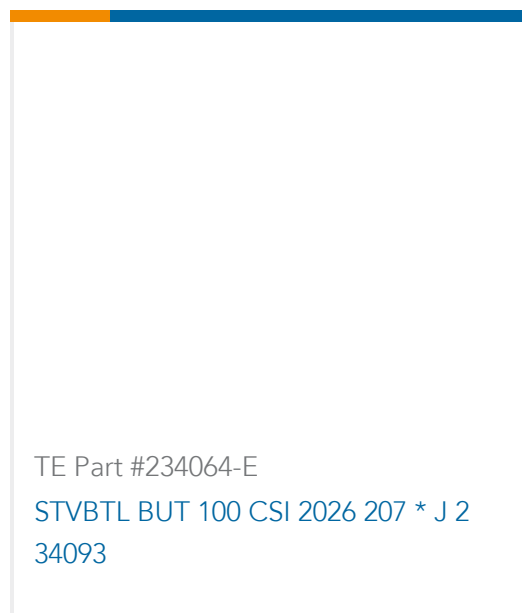
TE Part #1-1618002-1  
EV200ADANA=RELAY, EV200 SPST-NO



TE Part #925486-1  
MOD. IV SNAP-IN HSG 96 POS.



TE Part #61795-1  
RING 18-14 AWG TPST



## Documents

### Product Drawings

[TERMINAL R PG 8 1/4](#)

English

### CAD Files

[3D PDF](#)

3D

Customer View Model

[ENG\\_CVM\\_CVM\\_55621-1\\_J.2d\\_dxf.zip](#)

English

Customer View Model

[ENG\\_CVM\\_CVM\\_55621-1\\_J.3d\\_igs.zip](#)

English

Customer View Model

[ENG\\_CVM\\_CVM\\_55621-1\\_J.3d\\_stp.zip](#)

English

Customer View Model

[ENG\\_CVM\\_55621-1\\_H.3d\\_igs.zip](#)

English

Customer View Model

[ENG\\_CVM\\_55621-1\\_H.3d\\_stp.zip](#)

English

Customer View Model

[ENG\\_CVM\\_55621-1\\_H.2d\\_dxf.zip](#)

English

[3D PDF](#)

3D



By downloading the CAD file I accept and agree to the [Terms and Conditions](#) of use.

---

### Product Specifications

#### Application Specification

English

---

### Instruction Sheets

#### Instruction Sheet (U.S.)

English

---

### Agency Approvals

#### UL Report

English