

5555164-4 ✓ ACTIVE

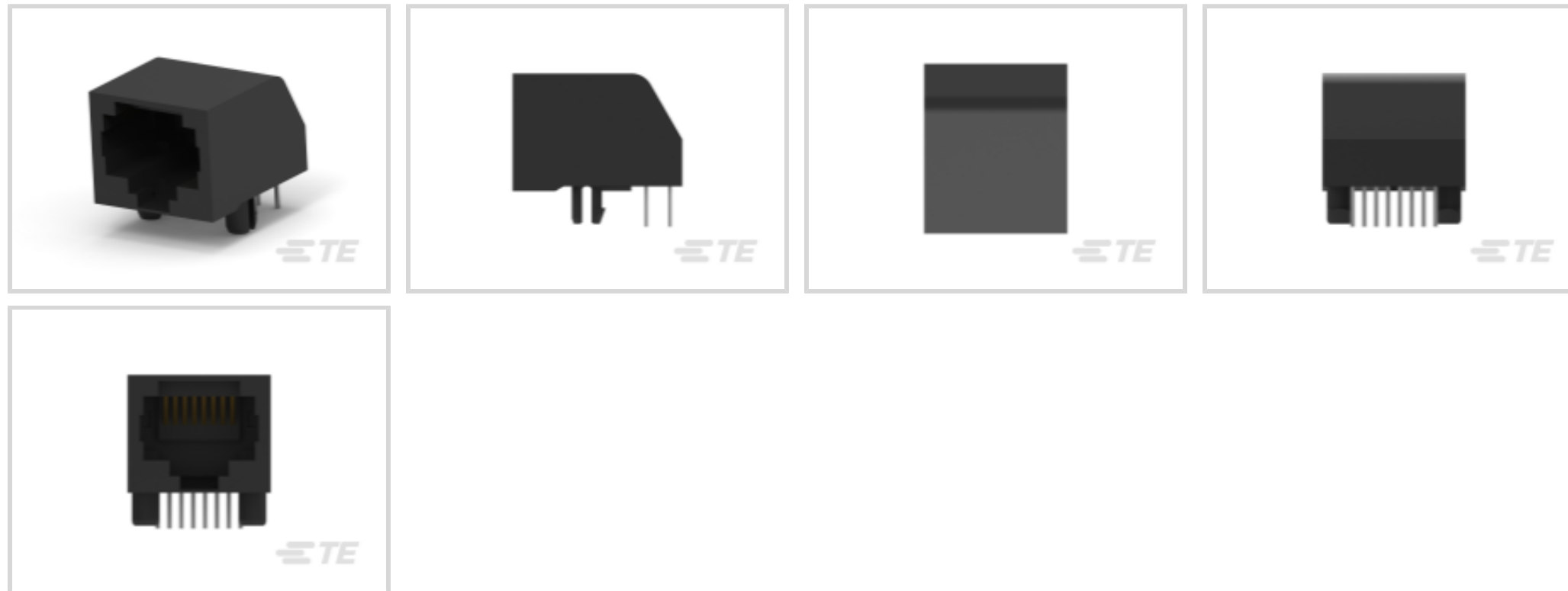
TE Internal #: 5555164-4

RJ45 Connectors, RJ45, Single Port, 1 x 1, RJ Type Jacks & Plugs,
Standard Connector Contact Density, Jack, Cat 3, Standard - Latch
Down, 8 Position

[View on TE.com >](#)



Connectors > Modular Jacks & Plugs > RJ45 Connectors



Modular Jack & Plug Interface Type: **RJ45**

Port Configuration: **Single Port**

Port Matrix Configuration: **1 x 1**

Modular Jacks & Plugs Products: **RJ Type Jacks & Plugs**

Connector Contact Density: **Standard**

Features

Product Type Features

Connector Product Type	Connector Assembly
Modular Jack & Plug Interface Type	RJ45
Modular Jacks & Plugs Products	RJ Type Jacks & Plugs
Modular Connector Style	Jack
Grounding Options	None
Connector & Contact Terminates To	Printed Circuit Board

Configuration Features

Status Indicator Type	None
Port Configuration	Single Port
Port Matrix Configuration	1 x 1
Connector Contact Density	Standard
Number of Positions	8
Number of Loaded Positions	8
PCB Mount Orientation	Right Angle

Body Features



Modular Jack Latch Orientation	Standard - Latch Down
--------------------------------	-----------------------

Connector Profile	Low
-------------------	-----

Contact Features

Contact Underplating Material	Nickel
-------------------------------	--------

PCB Contact Termination Area Plating Material	Tin
---	-----

Contact Current Rating (Max)	.2 A, 1.5 A
------------------------------	-------------

Contact Mating Area Plating Material	Gold
--------------------------------------	------

Contact Base Material	Phosphor Bronze
-----------------------	-----------------

Contact Mating Area Plating Material Thickness	1.27 μ m[50 μ in]
--	---------------------------

Termination Features

Termination Method to Printed Circuit Board	Through Hole - Solder
---	-----------------------

Termination Post & Tail Length	3.8 mm[.15 in]
--------------------------------	----------------

Mechanical Attachment

Panel Mount Feature	With
---------------------	------

Connector Mounting Type	Board Mount, Panel Mount
-------------------------	--------------------------

Housing Features

Mating Entry Location	Side
-----------------------	------

Centerline (Pitch)	1.02 mm[.04 in]
--------------------	-----------------

Housing Color	Black
---------------	-------

Housing Material	PBT Polyester
------------------	---------------

Dimensions

PCB Thickness (Recommended)	1.57 mm[.062 in]
-----------------------------	------------------

Connector Height	12.7 mm[.5 in]
------------------	----------------

Usage Conditions

Operating Temperature Range	-40 – 85 $^{\circ}$ C[-40 – 185 $^{\circ}$ F]
-----------------------------	---

Operation/Application

Shielded	No
----------	----

Circuit Application	Signal
---------------------	--------

Industry Standards

UL Flammability Rating	UL 94V-0
------------------------	----------

Performance Category	Cat 3
----------------------	-------

Packaging Features

Packaging Quantity	37
Packaging Method	Box & Tube, Package

Product Compliance

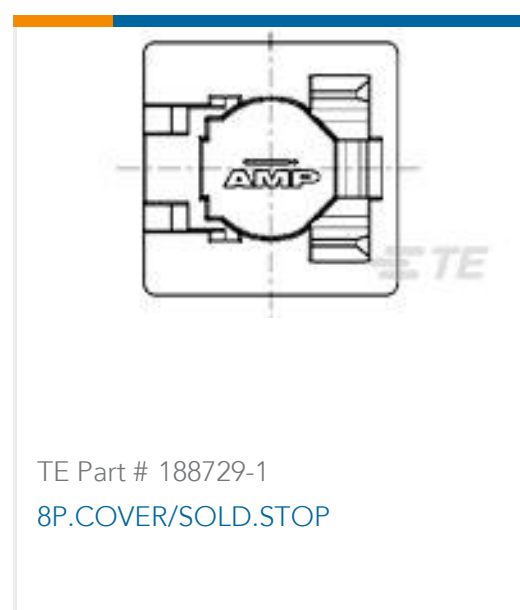
[For compliance documentation, visit the product page on TE.com>](#)

EU RoHS Directive 2011/65/EU	Compliant
EU ELV Directive 2000/53/EC	Compliant
China RoHS 2 Directive MIIT Order No 32, 2016	No Restricted Materials Above Threshold
EU REACH Regulation (EC) No. 1907/2006	Current ECHA Candidate List: JUNE 2023 (235) Candidate List Declared Against: JUNE 2023 (235) Does not contain REACH SVHC
Halogen Content	Not Low Halogen - contains Br or Cl > 900 ppm.
Solder Process Capability	Wave solder capable to 265°C

Product Compliance Disclaimer

This information is provided based on reasonable inquiry of our suppliers and represents our current actual knowledge based on the information they provided. This information is subject to change. The part numbers that TE has identified as EU RoHS compliant have a maximum concentration of 0.1% by weight in homogenous materials for lead, hexavalent chromium, mercury, PBB, PBDE, DBP, BBP, DEHP, DIBP, and 0.01% for cadmium, or qualify for an exemption to these limits as defined in the Annexes of Directive 2011/65/EU (RoHS2). Finished electrical and electronic equipment products will be CE marked as required by Directive 2011/65/EU. Components may not be CE marked. Additionally, the part numbers that TE has identified as EU ELV compliant have a maximum concentration of 0.1% by weight in homogenous materials for lead, hexavalent chromium, and mercury, and 0.01% for cadmium, or qualify for an exemption to these limits as defined in the Annexes of Directive 2000/53/EC (ELV). Regarding the REACH Regulation, the information TE provides on SVHC in articles for this part number is based on the latest European Chemicals Agency (ECHA) 'Guidance on requirements for substances in articles' posted at this URL: <https://echa.europa.eu/guidance-documents/guidance-on-reach>


Compatible Parts



Customers Also Bought



TE Part #1-5645956-1
SOCKET,MIN-SPR B-N SN-SN SER-2




TE Part #5-103168-3
10 MODII HDR DRST SHRD .100CL



TE Part #1734327-2
MINI USB, TYPE A, R/A, SMT




TE Part #5520258-3
M/JTOP6P/6CPNL STOPSTRAY P



TE Part #5555153-1
MJ,LPF,R/A,8P,PCBG,PSTP.15TTR



TE Part #3-794636-6
06P MICRO MNL ASSY,VRT,SMT,LF



TE Part #1955491-1
MJ,RJ45,SMT,SHLD,THRU HOLE SHIELD TABS



TE Part #3-647166-2
2P MTA100 HDR ASSY,SM,FL,LF



TE Part #1-2118651-0
RF CA,UMCC GEN1-GEN1,1.13MM CABLE,L60MM

Documents

Product Drawings

MJ,LPF,R/A,8P,TUBE

English

CAD Files

Customer View Model

[ENG_CVM_CVM_5555164-4_A.2d_dxf.zip](#)

English

3D PDF

3D

Customer View Model

[ENG_CVM_CVM_5555164-4_A.3d_igs.zip](#)

English

Customer View Model

[ENG_CVM_CVM_5555164-4_A.3d_stp.zip](#)

English

By downloading the CAD file I accept and agree to the [Terms and Conditions](#) of use.

Product Specifications



Application Specification

English

Product Environmental Compliance

Product Compliance Document

English

Product Compliance Document

English