

5552740-1 ✓ ACTIVE

CHAMP

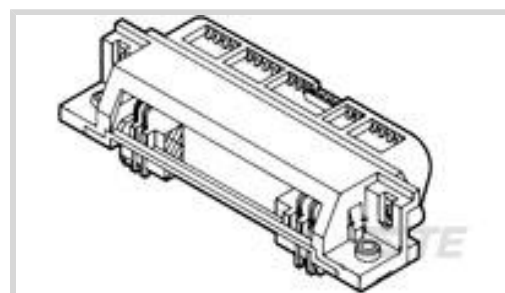
TE Internal #: 5552740-1

PCB D-Sub Connectors, Receptacle, Cable-to-Board, 24 Position,
2.16 mm [.085 in] Centerline, 2 Row, Standard Profile, Right Angle,
PCB Mount Retention

[View on TE.com >](#)



Connectors > D-Shaped Connectors > D-Sub Connectors > PCB D-Sub Connectors > D-Sub Receptacle Assembly: Right Angle, 2.16mm



Connector & Housing Type: **Receptacle**

Connector System: **Cable-to-Board**

Number of Positions: **24**

Centerline (Pitch): **2.16 mm [.085 in]**

Number of Rows: **2**

[All D-Sub Receptacle Assembly: Right Angle, 2.16mm \(20\)](#)

Features

Product Type Features

Connector & Housing Type	Receptacle
Connector System	Cable-to-Board
Connector & Contact Terminates To	Printed Circuit Board

Configuration Features

Number of Positions	24
Number of Rows	2
PCB Mount Orientation	Right Angle

Body Features

Primary Product Color	Black
Connector Profile	Standard

Contact Features

	30 μ m
Contact Mating Area Plating Material	Gold or Gold Flash over Palladium Nickel
Contact Underplating Material	Palladium Nickel
PCB Contact Termination Area Plating Material	Tin
Contact Base Material	Copper Alloy
Contact Current Rating (Max)	3.5 A



Termination Features

Rectangular Termination Post & Tail Thickness	.25 mm[.01 in]
Rectangular Termination Post & Tail Width	.5 mm[.019 in]
Termination Method to Printed Circuit Board	Through Hole - Solder

Mechanical Attachment

Panel Attachment Style	Rear Mount
Mounting Feature Material	Thermoplastic
PCB Mount Retention	With
PCB Mount Retention Type	Self-Tapping
Mating Retention	With
Mating Retention Type	Screwlocks
Connector Mounting Type	Panel Mount

Housing Features

Housing Material	Thermoplastic
Centerline (Pitch)	2.16 mm[.085 in]

Dimensions

Panel Thickness (Recommended)	1.57 mm[.062 in]
Row-to-Row Spacing	4.3 mm[.169 in]

Usage Conditions

Operating Temperature Range	-40 – 105 °C[-40 – 221 °F]
-----------------------------	----------------------------

Operation/Application

Shielded	No
Circuit Application	Signal

Industry Standards

UL Flammability Rating	UL 94V-0
------------------------	----------

Packaging Features

Packaging Quantity	60
Packaging Method	Tray

Product Compliance

For compliance documentation, visit the product page on [TE.com](https://www.te.com)>



EU RoHS Directive 2011/65/EU	Compliant
EU ELV Directive 2000/53/EC	Compliant
China RoHS 2 Directive MIIT Order No 32, 2016	No Restricted Materials Above Threshold
EU REACH Regulation (EC) No. 1907/2006	Current ECHA Candidate List: JUNE 2023 (235) Candidate List Declared Against: JUL 2021 (219) Does not contain REACH SVHC
Halogen Content	Not Low Halogen - contains Br or Cl > 900 ppm.
Solder Process Capability	Wave solder capable to 265°C

Product Compliance Disclaimer

This information is provided based on reasonable inquiry of our suppliers and represents our current actual knowledge based on the information they provided. This information is subject to change. The part numbers that TE has identified as EU RoHS compliant have a maximum concentration of 0.1% by weight in homogenous materials for lead, hexavalent chromium, mercury, PBB, PBDE, DBP, BBP, DEHP, DIBP, and 0.01% for cadmium, or qualify for an exemption to these limits as defined in the Annexes of Directive 2011/65/EU (RoHS2). Finished electrical and electronic equipment products will be CE marked as required by Directive 2011/65/EU. Components may not be CE marked. Additionally, the part numbers that TE has identified as EU ELV compliant have a maximum concentration of 0.1% by weight in homogenous materials for lead, hexavalent chromium, and mercury, and 0.01% for cadmium, or qualify for an exemption to these limits as defined in the Annexes of Directive 2000/53/EC (ELV). Regarding the REACH Regulation, the information TE provides on SVHC in articles for this part number is based on the latest European Chemicals Agency (ECHA) 'Guidance on requirements for substances in articles' posted at this URL: <https://echa.europa.eu/guidance-documents/guidance-on-reach>

Compatible Parts



TE Part # 229974-1
ASSY, PLUG, 50 POS, B SLOT


Customers Also Bought



TE Part #5747250-4
09 MSFL PLUG RA 318 (IN,FM)



TE Part #9-188275-0
MICRO-MATCH SMD FTE



TE Part #1-215083-6
MICRO-MATCH MOW.16P



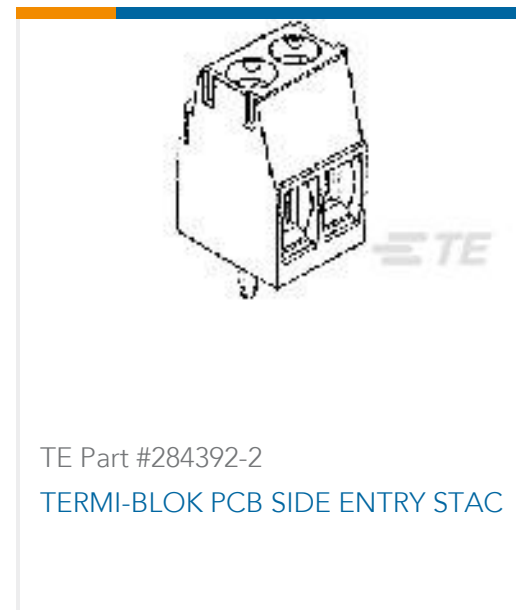
TE Part #2176117-9
TLR 1206 1.0W R008 1% 50PPM 2K RL



TE Part #9-146256-0
80 MODII HDR DRST B/A .100CL LF



TE Part #5552561-3
HDWARE ASSY KIT



TE Part #284392-2
TERMI-BLOK PCB SIDE ENTRY STAC



TE Part #2-1625958-9
HB01RE 3M0 1% 100PPM



TE Part #1-1734346-1
STD USB TYPE B, R/A, SMT

Documents

Product Drawings

[ASSY, RCPT, 24 POSN, RTANG PCB](#)

English

CAD Files

[3D PDF](#)

3D

Customer View Model

[ENG_CVM_CVM_5552740-1_B.2d_dxf.zip](#)

English

Customer View Model

[ENG_CVM_CVM_5552740-1_B.3d_igs.zip](#)

English

Customer View Model

[ENG_CVM_CVM_5552740-1_B.3d_stp.zip](#)

English

By downloading the CAD file I accept and agree to the [Terms and Conditions](#) of use.

Product Specifications

[Application Specification](#)

English