

5536484-5 ✓ ACTIVE

EUROCARD

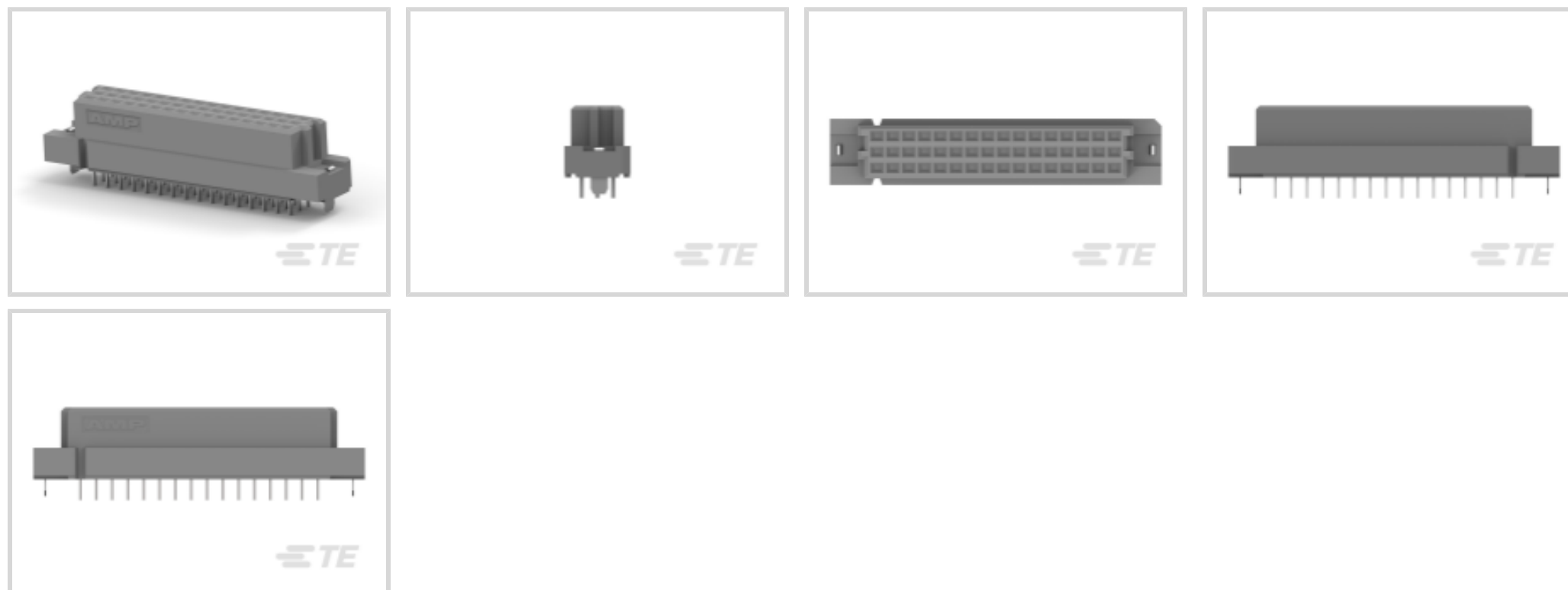
TE Internal #: 5536484-5

Eurocard Connectors, Receptacle, Board-to-Board, 48 Position, .1 in [2.54 mm] Centerline, Printed Circuit Board, 3 Row, Vertical, 16 Column

[View on TE.com >](#)



Connectors > PCB Connectors > Backplane Connectors > Eurocard Connectors



Connector & Housing Type: **Receptacle**

Connector System: **Board-to-Board**

Termination Post & Tail Length: **3.3 mm [.13 in]**

Number of Positions: **48**

Centerline (Pitch): **2.54 mm [.1 in]**

Features

Product Type Features

Connector & Housing Type	Receptacle
Connector System	Board-to-Board
Connector & Contact Terminates To	Printed Circuit Board
DIN Size	Half
DIN Level	II

Configuration Features

Number of Positions	48
Number of Rows	3
PCB Mount Orientation	Vertical
Number of Columns	16
Number of Signal Positions	48
Rows Loaded	A, B, C

Electrical Characteristics

Operating Voltage	250 VAC
-------------------	---------



Body Features

Primary Product Color	Gray
-----------------------	------

Contact Features

PCB Contact Termination Area Plating Material Thickness	2.54 – 5.08 μm [100 – 200 μin]
Contact Type	Socket
Contact Mating Area Plating Material Thickness	.76 μm [30 μin]
Contact Mating Area Plating Material	Gold
PCB Contact Termination Area Plating Material	Tin
Contact Base Material	Copper Alloy
Contact Current Rating (Max)	1.5 A

Termination Features

Termination Method to Printed Circuit Board	Through Hole - Solder
Termination Post & Tail Length	3.3 mm[.13 in]

Mechanical Attachment

Mating Alignment Type	Polarization
Mating Retention	Without
Mating Alignment	With
PCB Mount Alignment	Without
Panel Mount Feature	Without
PCB Mount Retention	With
PCB Mount Retention Type	Boardlock
Connector Mounting Type	Board Mount

Housing Features

Housing Material	Polymer - GF
Centerline (Pitch)	2.54 mm[.1 in]

Dimensions

Connector Height	11.5 mm[.453 in]
PCB Thickness (Recommended)	1.57 mm[.062 in]
Row-to-Row Spacing	2.54 mm[.1 in]

Usage Conditions

Operating Temperature Range	-55 – 105 $^{\circ}\text{C}$ [-67 – 221 $^{\circ}\text{F}$]
-----------------------------	--

Operation/Application



Circuit Application

Signal

Industry Standards

UL Flammability Rating

UL 94V-0

Packaging Features

Packaging Method

Box

Product Compliance

For compliance documentation, visit the product page on [TE.com](https://www.te.com)>

EU RoHS Directive 2011/65/EU

Compliant

EU ELV Directive 2000/53/EC

Compliant

China RoHS 2 Directive MIIT Order No 32, 2016

No Restricted Materials Above Threshold

EU REACH Regulation (EC) No. 1907/2006

Current ECHA Candidate List: JUNE 2023 (235)
Candidate List Declared Against: JUNE 2023 (235)
Does not contain REACH SVHC

Halogen Content

Not Low Halogen - contains Br or Cl > 900 ppm.

Solder Process Capability

Wave solder capable to 265°C

Product Compliance Disclaimer

This information is provided based on reasonable inquiry of our suppliers and represents our current actual knowledge based on the information they provided. This information is subject to change. The part numbers that TE has identified as EU RoHS compliant have a maximum concentration of 0.1% by weight in homogenous materials for lead, hexavalent chromium, mercury, PBB, PBDE, DBP, BBP, DEHP, DIBP, and 0.01% for cadmium, or qualify for an exemption to these limits as defined in the Annexes of Directive 2011/65/EU (RoHS2). Finished electrical and electronic equipment products will be CE marked as required by Directive 2011/65/EU. Components may not be CE marked. Additionally, the part numbers that TE has identified as EU ELV compliant have a maximum concentration of 0.1% by weight in homogenous materials for lead, hexavalent chromium, and mercury, and 0.01% for cadmium, or qualify for an exemption to these limits as defined in the Annexes of Directive 2000/53/EC (ELV). Regarding the REACH Regulation, the information TE provides on SVHC in articles for this part number is based on the latest European Chemicals Agency (ECHA) 'Guidance on requirements for substances in articles' posted at this URL: <https://echa.europa.eu/guidance-documents/guidance-on-reach>

Compatible Parts




TE Part # 5650479-5
ASSY,PIN,EUROCARD,TYPE R/2,LEAD-FREE,48



TE Part # 5535070-5
ASSY,RECEPTACLE,EUROCARD,TYPE



TE Part # 5650916-5
ASSY,PIN,EUROCARD,TYPE C/2,LEA



TE Part # 5650893-5
ASSY,RECEPT,EUROCARD,TYPE R/2,L-FREE,48,



TE Part # 5148020-5
ASSY,PIN,EURO,"C/2",L-FREE,48



TE Part # 216398-4
48P.IEC-C MALE CONN



TE Part # 5536397-5
ASSY,RECEPT,EURO,TYPE C/2,LEAD



TE Part # 148020-5
048 EURO TYPE C PIN BL ASSY



TE Part # 5650948-5
ASSY,PIN,EUROCARD,TYPE C/2,LEA



TE Part # 650478-5
048 EURO TYPE C PIN ST ASSY



TE Part # 650948-5
048 EURO TYPE C PIN ST ASSY



TE Part # 536407-5
048 EURO TYPE C PIN BL ASSY



TE Part # 5536407-5
ASSY,PIN,EUROCARD,TYPE C/2,LEAD-FREE,48



TE Part # 8-1393644-0
V42254B1200C480=PC612 MESSERLE



TE Part # 5650478-5
ASSY,PIN,EUROCARD,TYPE C/2,LEA



TE Part # 7-1393644-4
V42254B1200C410=PC612 MESSERLE

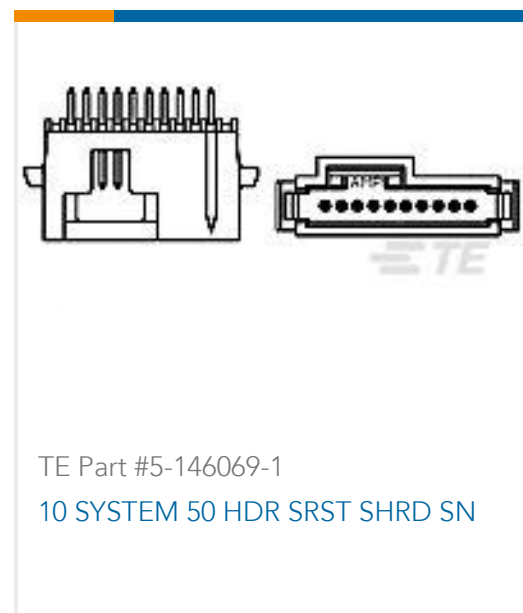



TE Part # 650916-5
048 EURO TYPE C PIN BL ASSY



TE Part # 1393644-9
V42254B1100C480=PC612 MESSERLE

Customers Also Bought



Documents

Product Drawings

[ASSY,RECEPT,EURO,TYPE C/2,L-FR](#)

English

CAD Files

[3D PDF](#)

3D

Customer View Model

[ENG_CVM_CVM_5536484-5_A.2d_dxf.zip](#)

English

Customer View Model

[ENG_CVM_CVM_5536484-5_A.3d_igs.zip](#)

English

Customer View Model

[ENG_CVM_CVM_5536484-5_A.3d_stp.zip](#)

English

By downloading the CAD file I accept and agree to the [Terms and Conditions](#) of use.

Product Specifications



Application Specification

English

Product Environmental Compliance

Product Compliance Document

English

Product Compliance Document

English