

553443-4 ✓ ACTIVE

CHAMP

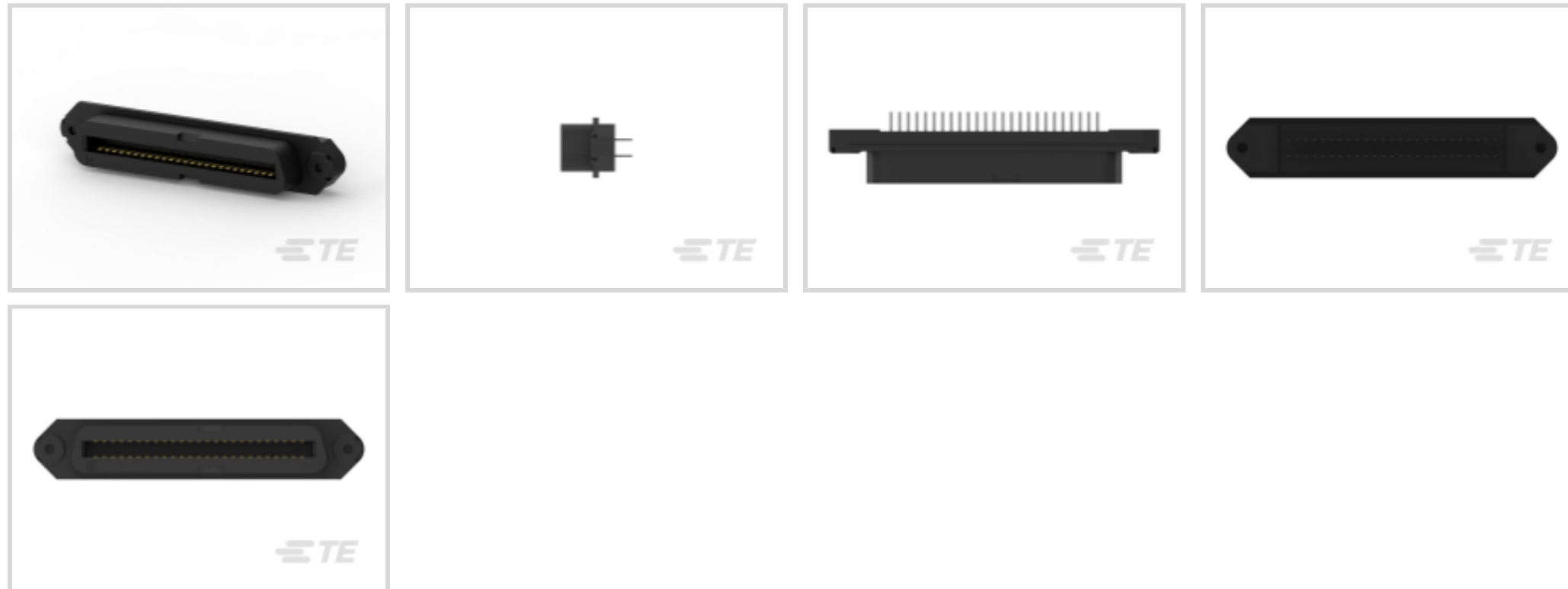
TE Internal #: 553443-4

PCB D-Sub Connectors, Receptacle, Cable-to-Board, 50 Position,  
2.16 mm [.085 in] Centerline, 2 Row, Standard Profile, Vertical, PCB  
Mount Retention

[View on TE.com >](#)



Connectors > D-Shaped Connectors > D-Sub Connectors > PCB D-Sub Connectors > D-Sub Receptacle Assembly: Vertical, Action Pin, 2.16mm



Connector & Housing Type: **Receptacle**

Connector System: **Cable-to-Board**

Number of Positions: **50**

Centerline (Pitch): **2.16 mm [.085 in]**

Number of Rows: **2**

[All D-Sub Receptacle Assembly: Vertical, Action Pin, 2.16mm \(10\)](#)

## Features

### Product Type Features

Connector & Housing Type	Receptacle
Connector System	Cable-to-Board
Connector & Contact Terminates To	Printed Circuit Board

### Configuration Features

Number of Positions	50
Number of Rows	2
PCB Mount Orientation	Vertical

### Body Features

Primary Product Color	Black
Connector Profile	Standard

### Contact Features

Contact Mating Area Plating Material Thickness	.76 µm
------------------------------------------------	--------



Contact Mating Area Plating Material	Gold
--------------------------------------	------

Contact Base Material	Copper Alloy
-----------------------	--------------

Contact Current Rating (Max)	3 A
------------------------------	-----

### Termination Features

Rectangular Termination Post & Tail Thickness	.48 mm[.018 in]
-----------------------------------------------	-----------------

Rectangular Termination Post & Tail Width	.66 mm[.026 in]
-------------------------------------------	-----------------

Termination Post & Tail Length	4.58 mm
--------------------------------	---------

Termination Method to Printed Circuit Board	Through Hole - Press-Fit
---------------------------------------------	--------------------------

### Mechanical Attachment

Panel Attachment Style	Rear Mount
------------------------	------------

Mounting Hole Diameter	3.3 mm
------------------------	--------

PCB Mount Retention	With
---------------------	------

PCB Mount Retention Type	Action/Compliant Tail
--------------------------	-----------------------

Mating Retention	Without
------------------	---------

Connector Mounting Type	Panel Mount
-------------------------	-------------

### Housing Features

Housing Material	Polyester
------------------	-----------

Centerline (Pitch)	2.16 mm[.085 in]
--------------------	------------------

### Dimensions

PCB Thickness (Recommended)	1.57 – 3.18 mm[.062 – .125 in]
-----------------------------	--------------------------------

Row-to-Row Spacing	4.06 mm[.16 in]
--------------------	-----------------

### Usage Conditions

Operating Temperature Range	-55 – 105 °C[-67 – 221 °F]
-----------------------------	----------------------------

### Operation/Application

Shielded	No
----------	----

Circuit Application	Signal
---------------------	--------

### Industry Standards

UL Flammability Rating	UL 94V-0
------------------------	----------

### Packaging Features

Packaging Quantity	20
--------------------	----

Packaging Method	Tray
------------------	------

## Product Compliance

For compliance documentation, visit the product page on [TE.com](#)>

EU RoHS Directive 2011/65/EU	Compliant
EU ELV Directive 2000/53/EC	Compliant
China RoHS 2 Directive MIIT Order No 32, 2016	No Restricted Materials Above Threshold
EU REACH Regulation (EC) No. 1907/2006	Current ECHA Candidate List: JUNE 2023 (235) Candidate List Declared Against: JUL 2021 (219) Does not contain REACH SVHC
Halogen Content	Not Low Halogen - contains Br or Cl > 900 ppm.
Solder Process Capability	Not applicable for solder process capability


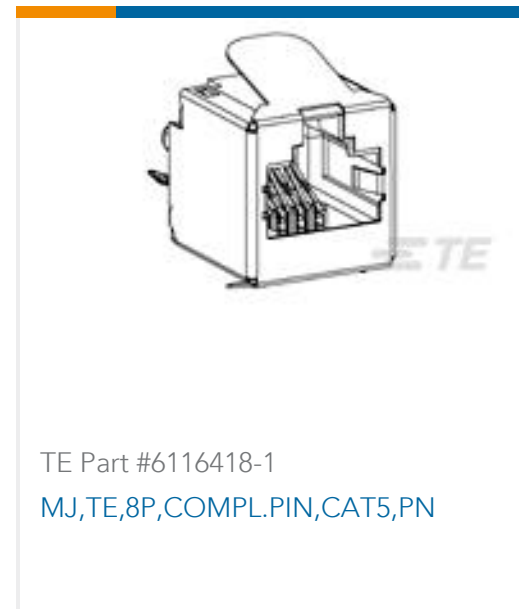
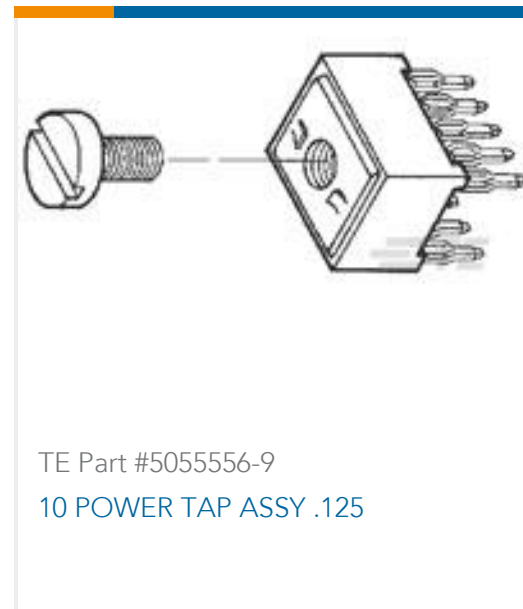
### Product Compliance Disclaimer

This information is provided based on reasonable inquiry of our suppliers and represents our current actual knowledge based on the information they provided. This information is subject to change. The part numbers that TE has identified as EU RoHS compliant have a maximum concentration of 0.1% by weight in homogenous materials for lead, hexavalent chromium, mercury, PBB, PBDE, DBP, BBP, DEHP, DIBP, and 0.01% for cadmium, or qualify for an exemption to these limits as defined in the Annexes of Directive 2011/65/EU (RoHS2). Finished electrical and electronic equipment products will be CE marked as required by Directive 2011/65/EU. Components may not be CE marked. Additionally, the part numbers that TE has identified as EU ELV compliant have a maximum concentration of 0.1% by weight in homogenous materials for lead, hexavalent chromium, and mercury, and 0.01% for cadmium, or qualify for an exemption to these limits as defined in the Annexes of Directive 2000/53/EC (ELV). Regarding the REACH Regulation, the information TE provides on SVHC in articles for this part number is based on the latest European Chemicals Agency (ECHA) 'Guidance on requirements for substances in articles' posted at this URL: <https://echa.europa.eu/guidance-documents/guidance-on-reach>

## Compatible Parts

 <p>TE Part # CAT-342-DPCVAP216 D-Sub Plug Assembly: Vertical, Action Pin, 2.16mm</p>	 <p>TE Part # CAT-020-DRCVAP216 D-Sub Receptacle Assembly: Vertical, Action Pin, 2.16mm</p>
------------------------------------------------------------------------------------------------------------------------------------------------------------------------------	-------------------------------------------------------------------------------------------------------------------------------------------------------------------------------------

## Customers Also Bought



## Documents

### Product Drawings

[ASSY RCPT,ACTION PIN,CHAMP-LOK](#)

English

### CAD Files

Customer View Model

[ENG\\_CVM\\_CVM\\_553443-4\\_Z.2d\\_dxf.zip](#)

English

### 3D PDF

3D

Customer View Model

[ENG\\_CVM\\_CVM\\_553443-4\\_Z.3d\\_igs.zip](#)

English

Customer View Model

[ENG\\_CVM\\_CVM\\_553443-4\\_Z.3d\\_stp.zip](#)

English

By downloading the CAD file I accept and agree to the [Terms and Conditions](#) of use.

## Product Specifications



**Application Specification**

English

**Application Specification**

English

**CHAMP Action Pin Connectors**

English

---

**Product Environmental Compliance**

**TE Material Declaration**

English

---

**Instruction Sheets**

**Instruction Sheet (U.S.)**

English

**AMP CHAMP ACTION PIN Connectors (Preloaded)**

English

---

**Agency Approvals**

**CSA Certificate**

English