

552276-1 ✓ ACTIVE

CHAMP | CHAMP Docking Connectors

TE Internal #: 552276-1

IDC D-Sub Connectors, Plug, 26 – 24 AWG Solid Wire Size, .13 – .32 mm² Solid Wire Size, .33 mm² Stranded Wire, CHAMP Docking Connectors

[View on TE.com >](#)



Connectors > D-Shaped Connectors > D-Sub Connectors > IDC D-Sub Connectors > IDC D-Sub: Plug Assembly, Signal, Cable to Cable, 2.16 mm



Connector & Housing Type: **Plug**

Solid Wire Size: **.13 – .32 mm²**

Stranded Wire Size: **.33 mm²**

[All IDC D-Sub: Plug Assembly, Signal, Cable to Cable, 2.16 mm \(26\)](#)

Features

Product Type Features

Connector & Housing Type	Plug
Connector System	Cable-to-Cable
Connector Product Type	Connector Assembly
Connector & Contact Terminates To	Wire & Cable

Configuration Features

Number of Positions	64
Number of Rows	2
Compatible With Wire & Cable Type	Discrete Wire, Round Jacketed Cable

Body Features

Primary Product Color	Black
Connector Profile	Standard

Contact Features

Contact Mating Area Plating Material Thickness	.76 μm[30 μin]
Contact Mating Area Plating Material	Gold, Gold Flash, Gold Flash over Palladium Nickel
Contact Underplating Material	Palladium Nickel
Contact Base Material	Copper Alloy
Contact Current Rating (Max)	3.5 A



Mechanical Attachment

Mating Retention	With
Mating Retention Type	Screwlocks
Connector Mounting Type	Cable Mount (Free-Hanging)

Housing Features

Housing Material	Thermoplastic
Centerline (Pitch)	2.16 mm [.085 in]

Dimensions

Compatible Insulation Diameter (Max)	1.14 mm [.045 in]
Solid Wire Size	.13 – .32 mm ²
Stranded Wire Size	.33 mm ²
Wire Size	26 – 24 AWG

Usage Conditions

Operating Temperature Range	-40 – 75 °C [-40 – 167 °F]
-----------------------------	----------------------------

Operation/Application

Shielded	No
Circuit Application	Signal

Packaging Features

Packaging Quantity	100
Packaging Method	Box & Tray, Package

Product Compliance

[For compliance documentation, visit the product page on TE.com>](#)

EU RoHS Directive 2011/65/EU	Compliant
EU ELV Directive 2000/53/EC	Compliant
China RoHS 2 Directive MIIT Order No 32, 2016	No Restricted Materials Above Threshold
EU REACH Regulation (EC) No. 1907/2006	Current ECHA Candidate List: JUNE 2023 (235) Candidate List Declared Against: JUNE 2023 (235) Does not contain REACH SVHC
Halogen Content	Low Bromine/Chlorine - Br and Cl < 900 ppm per homogenous material. Also BFR /CFR/PVC Free

Solder Process Capability

Not applicable for solder process capability

Product Compliance Disclaimer

This information is provided based on reasonable inquiry of our suppliers and represents our current actual knowledge based on the information they provided. This information is subject to change. The part numbers that TE has identified as EU RoHS compliant have a maximum concentration of 0.1% by weight in homogenous materials for lead, hexavalent chromium, mercury, PBB, PBDE, DBP, BBP, DEHP, DIBP, and 0.01% for cadmium, or qualify for an exemption to these limits as defined in the Annexes of Directive 2011/65/EU (RoHS2). Finished electrical and electronic equipment products will be CE marked as required by Directive 2011/65/EU. Components may not be CE marked. Additionally, the part numbers that TE has identified as EU ELV compliant have a maximum concentration of 0.1% by weight in homogenous materials for lead, hexavalent chromium, and mercury, and 0.01% for cadmium, or qualify for an exemption to these limits as defined in the Annexes of Directive 2000/53/EC (ELV). Regarding the REACH Regulation, the information TE provides on SVHC in articles for this part number is based on the latest European Chemicals Agency (ECHA) 'Guidance on requirements for substances in articles' posted at this URL: <https://echa.europa.eu/guidance-documents/guidance-on-reach>

Compatible Parts



TE Part # 552285-1
ASSY, PLUG, 64 POS, B SLOT



TE Part # CAT-357-D601
IDC D-Sub: Receptacle Assembly, Signal, 2.16 mm



TE Part # 229384-1
TOOL, INSERTION, HAND, T-GRIP




TE Part # 230238-1
EXTRACTOR


Also in the Series | CHAMP Docking Connectors




D-Sub Covers(28)



D-Sub Locking & Mounting(29)



Docking Connector Guide Hardware(5)



Docking Connectors(31)



IDC D-Sub Connectors(77)



PCB D-Sub Connectors(1)


Customers Also Bought



TE Part #3-647001-2
02P MTA100 PSTD CONN ASSY SN



TE Part #3-643814-2
02P MTA100 CONN ASSY POL RIB




TE Part #1623795-4
SOP10 1R0 5% WIRE



TE Part #5-747905-2
9 Rcpt Solder Cup, Gold Flash,



TE Part #5229996-3
SCREW, PAN HD, CAPTIVE



TE Part #1888810-2
EMI/Dust Cover, XFP And QSFP



TE Part #554944-1
COVER KIT, 180 DEG, 24 POS, SHLD



TE Part #867156-1
COMMERCIAL RECEPTACLE KIT



TE Part #1337815-3
50 OHM COAX SMB STR PLUG STR P



TE Part #16PE2LF007
Madison Spec 104-2393 Rev. 7

Documents

Product Drawings

[ASSY, PLUG, 64 POS, B SLOT](#)

English

CAD Files

Customer View Model

[ENG_CVM_552276-1_H.3d_igs.zip](#)

English

Customer View Model

[ENG_CVM_552276-1_H.3d_stp.zip](#)

English

Customer View Model

[ENG_CVM_552276-1_H.2d_dxf.zip](#)

English

[3D PDF](#)

English

By downloading the CAD file I accept and agree to the [Terms and Conditions](#) of use.

Product Specifications



Application Specification

English

Agency Approvals

UL Report

English

UL Report

English