



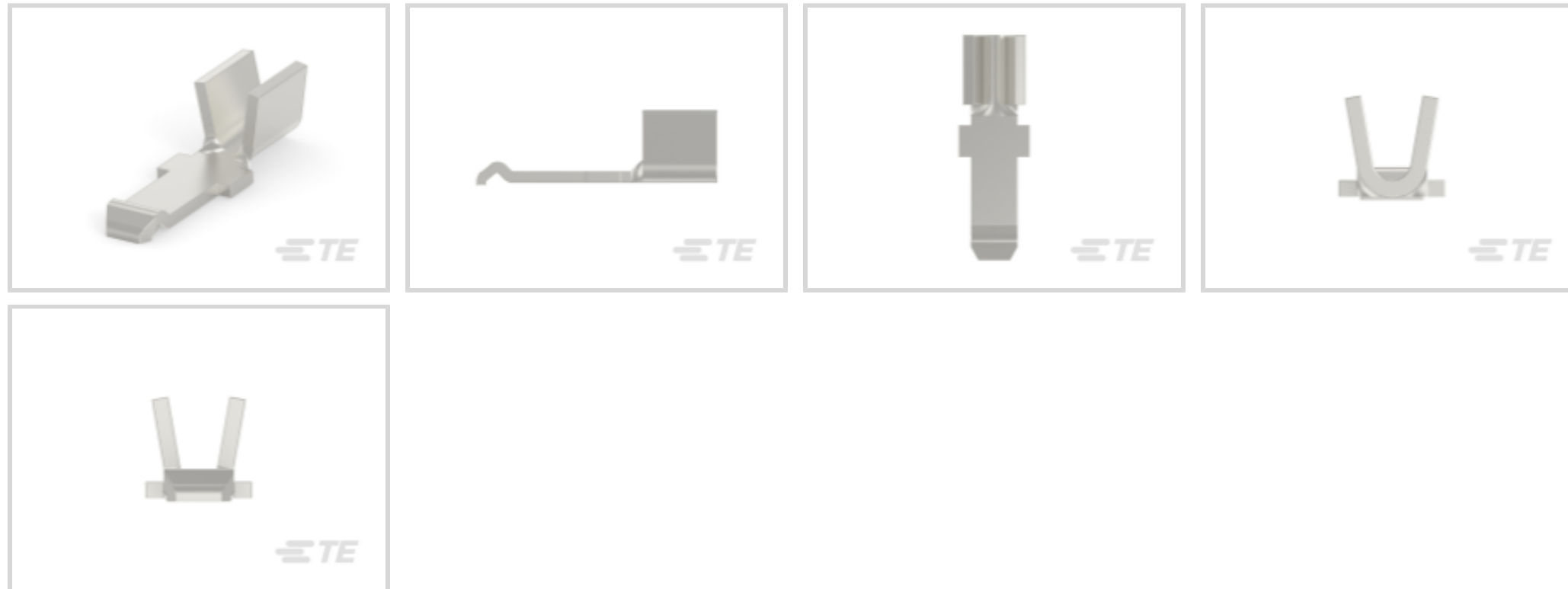
AMP

TE Internal #: 53892-2

Power Contacts, Contact, 600 VAC, Silver, 18 – 12 AWG Wire Size, .811 – 3.09 mm<sup>2</sup> Wire Size, 1601 – 6098 CMA Wire Size, Wire & Cable, Crimp, Power

[View on TE.com >](#)

Connectors > Power Connectors > Power Contacts



Power Contact Type: **Contact**

Operating Voltage: **600 VAC**

Contact Mating Area Plating Material: **Silver**

Wire Size: **.811 – 3.09 mm<sup>2</sup>**

**Features**

**Product Type Features**

Compatible With Discrete Wire Type	Solid, Stranded
Power Contact Type	Contact
Sealable	No
Connector & Contact Terminates To	Wire & Cable

**Electrical Characteristics**

Operating Voltage	600 VAC
-------------------	---------

**Contact Features**

Contact Mating Area Plating Material	Silver
Contact Current Rating (Max)	31 A
Contact Type	Receptacle
Contact Retention Within Housing	With
Mating Tab Width	3.76 mm[.15 in]
Mating Tab Thickness	.89 mm[.035 in]
Contact Base Material	Copper
Contact Mating Area Plating Material Thickness	5.08 μm[200 μin]



Contact Mating Area Plating Material Finish	Semi-Bright
Wire Contact Termination Area Plating Thickness	5.08 μm[200 μin]
Wire Contact Termination Area Plating Material	Silver
Wire Contact Termination Area Plating Material Finish	Semi-Bright
Contact Orientation	Straight

### Termination Features

Termination Method to Wire & Cable	Crimp
------------------------------------	-------

### Mechanical Attachment

Wire Insulation Support	Without
-------------------------	---------

### Dimensions

Wire Size	1601 – 6098 CMA
-----------	-----------------

### Usage Conditions

Operating Temperature Range	-40 – 75 °C[-40 – 167 °F]
-----------------------------	---------------------------

### Operation/Application

Circuit Application	Power
---------------------	-------

### Industry Standards

CSA Rating	LR 7189
UL Rating	Recognized
Agency/Standard	CSA, UL

### Packaging Features

Packaging Method	Reel
------------------	------

## Product Compliance

[For compliance documentation, visit the product page on TE.com>](#)

EU RoHS Directive 2011/65/EU	Compliant
EU ELV Directive 2000/53/EC	Compliant
China RoHS 2 Directive MIIT Order No 32, 2016	No Restricted Materials Above Threshold
EU REACH Regulation (EC) No. 1907/2006	Current ECHA Candidate List: JUNE 2023 (235) Candidate List Declared Against: JUNE 2023 (235) Does not contain REACH SVHC
Halogen Content	Low Halogen - Br, Cl, F, I < 900 ppm per



homogenous material. Also BFR/CFR/PVC Free

Solder Process Capability

Not applicable for solder process capability

Product Compliance Disclaimer

This information is provided based on reasonable inquiry of our suppliers and represents our current actual knowledge based on the information they provided. This information is subject to change. The part numbers that TE has identified as EU RoHS compliant have a maximum concentration of 0.1% by weight in homogenous materials for lead, hexavalent chromium, mercury, PBB, PBDE, DBP, BBP, DEHP, DIBP, and 0.01% for cadmium, or qualify for an exemption to these limits as defined in the Annexes of Directive 2011/65/EU (RoHS2). Finished electrical and electronic equipment products will be CE marked as required by Directive 2011/65/EU. Components may not be CE marked. Additionally, the part numbers that TE has identified as EU ELV compliant have a maximum concentration of 0.1% by weight in homogenous materials for lead, hexavalent chromium, and mercury, and 0.01% for cadmium, or qualify for an exemption to these limits as defined in the Annexes of Directive 2000/53/EC (ELV). Regarding the REACH Regulation, the information TE provides on SVHC in articles for this part number is based on the latest European Chemicals Agency (ECHA) 'Guidance on requirements for substances in articles' posted at this URL: <https://echa.europa.eu/guidance-documents/guidance-on-reach>

### Compatible Parts



TE Part # 53894-2  
HSG ASSY, PWR LK, SRS1, 1 POS, BLK



TE Part # 466516-7  
HDM SAPR155F K

### Customers Also Bought



TE Part # 52942-1  
TERMINAL, PIDG SPR SPD 12-10 8



TE Part # 1-66331-4  
III+ SKT, 24-20, TIN, STRIP



TE Part # 54011-3  
CPC STRAIN RELIEF, SIZE 17



TE Part # 5788800-2  
25 HTMSFL ASSY RA 318 (IN, BL)



TE Part # 53894-4  
HSG ASSY, PWR LK, SRS1, 1 POS, RED



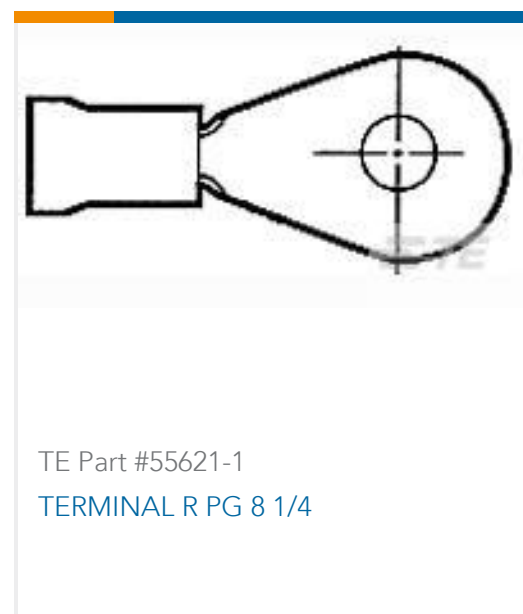
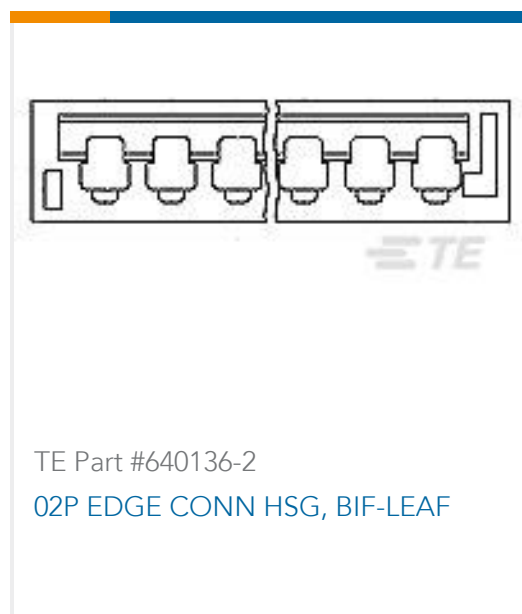
TE Part # 521217-2  
ULTRA-POD 250 ASSY TAB 18-14 AWG TPBR



TE Part # 61118-1  
MNL PIN 20-14 TPBR



TE Part # 1375963-4  
PC104 CONN NONSTKTHU NO STNDOL



## Documents

### Product Drawings

[CONTACT,PWR LK,SRS1,STRIP,CRMP](#)

English

### CAD Files

[3D PDF](#)

3D

Customer View Model

[ENG\\_CVM\\_CVM\\_53892-2\\_BV.2d\\_dxf.zip](#)

English

Customer View Model

[ENG\\_CVM\\_CVM\\_53892-2\\_BV.3d\\_igs.zip](#)

English

Customer View Model

[ENG\\_CVM\\_CVM\\_53892-2\\_BV.3d\\_stp.zip](#)

English

[3D PDF](#)

English

Customer View Model

[ENG\\_CVM\\_53892-2\\_M.2d\\_dxf.zip](#)

English

Customer View Model

[ENG\\_CVM\\_53892-2\\_M.3d\\_igs.zip](#)

English

Customer View Model

[ENG\\_CVM\\_53892-2\\_M.3d\\_stp.zip](#)

English

By downloading the CAD file I accept and agree to the [Terms and Conditions](#) of use.

### Product Specifications

[Product Specification](#)

English

### Product Environmental Compliance

[TE Material Declaration](#)

English



---

### Instruction Sheets

#### Instruction Sheet (U.S.)

English

#### Instruction Sheet (U.S.)

English

#### Inspection of Series I Power Lock Contacts

English

---

### Agency Approvals

#### UL Report

English