

5353929-1 ✓ ACTIVE


TE Internal #: 5353929-1

USB Connectors, A, 2.0, Standard Profile, Receptacle, 1 Port, Top, Right Angle, Tape & Reel, Offset, Surface Mount, Cable-to-Panel / Cable-to-Board

[View on TE.com >](#)



Connectors > Audio & Video Connectors > USB Connectors



USB Adapter Type: **A**

USB Version: **2.0**

Connector Profile: **Standard**

Connector & Housing Type: **Receptacle**

Number of Ports: **1**

## Features

### Product Type Features

Grounding Options	Panel Ground
Ground Feature Type	M2 Threaded Hole
USB Adapter Type	A
USB Version	2.0
Connector & Housing Type	Receptacle
Connector System	Cable-to-Board, Cable-to-Panel
Connector & Contact Terminates To	Printed Circuit Board
USB Connector Type	USB 2.0 Type-A

### Configuration Features

Panel Ground Location	Right/Left
Number of Mounting Legs	2
Number of Ports	1
Number of Positions	4

### Body Features



Offset	4 mm
Shell Plating Finish	Bright
Shell Plating Material	Tin over Nickel
Connector Profile	Standard

### Contact Features

Contact Mating Area Plating Material Thickness	.76 $\mu\text{m}$ [29.92 $\mu\text{in}$ ]
Contact Mating Area Plating Material	Gold or Gold Flash over Palladium Nickel
Contact Current Rating (Max)	1 A

### Termination Features

Termination Post & Tail Length	1.85 mm[.073 in]
Termination Method to Printed Circuit Board	Surface Mount

### Mechanical Attachment

Locking Feature	With
PCB Mount Alignment Type	Locating Posts
PCB Mount Location	Top
PCB Connector Seating	Offset
PCB Mount Retention Type	SMT Hold-Down
Panel Mount Feature Type	Flange
Connector Mounting Type	Board Mount, Panel Mount

### Housing Features

Housing Material	Thermoplastic
Housing Color	White
Body Orientation	Right Angle
Centerline (Pitch)	2 mm, 2.5 mm[.078 in][.098 in]

### Dimensions

PCB Thickness (Recommended)	1 mm[.039 in]
-----------------------------	---------------

### Usage Conditions

Soldering Temperature (Max)	260 °C[500 °F]
Mating Cycles (Max)	1500
Operating Temperature Range	-55 – 85 °C[-67 – 185 °F]

### Operation/Application

Halogen Free	No
--------------	----



Assembly Process Feature

Pick and Place Cover

Circuit Application

Power &amp; Signal

### Industry Standards

Test Identification (TID)

60000276

Moisture Sensitivity Level

1

Industry Standard

USB 2.0

UL Flammability Rating

UL 94V-0

### Packaging Features

Packaging Quantity

350

Packaging Method

Tape &amp; Reel

### Product Compliance

[For compliance documentation, visit the product page on TE.com>](#)

EU RoHS Directive 2011/65/EU

Compliant

EU ELV Directive 2000/53/EC

Compliant

China RoHS 2 Directive MIIT Order No 32, 2016

No Restricted Materials Above Threshold

EU REACH Regulation (EC) No. 1907/2006

Current ECHA Candidate List: JUNE 2023 (235)

Candidate List Declared Against: JUNE 2022 (224)

Does not contain REACH SVHC

Halogen Content

Low Halogen - Br, Cl, F, I &lt; 900 ppm per homogenous material. Also BFR/CFR/PVC Free

Solder Process Capability

Wave solder capable to 265°C

#### Product Compliance Disclaimer

This information is provided based on reasonable inquiry of our suppliers and represents our current actual knowledge based on the information they provided. This information is subject to change. The part numbers that TE has identified as EU RoHS compliant have a maximum concentration of 0.1% by weight in homogenous materials for lead, hexavalent chromium, mercury, PBB, PBDE, DBP, BBP, DEHP, DIBP, and 0.01% for cadmium, or qualify for an exemption to these limits as defined in the Annexes of Directive 2011/65/EU (RoHS2). Finished electrical and electronic equipment products will be CE marked as required by Directive 2011/65/EU. Components may not be CE marked. Additionally, the part numbers that TE has identified as EU ELV compliant have a maximum concentration of 0.1% by weight in homogenous materials for lead, hexavalent chromium, and mercury, and 0.01% for cadmium, or qualify for an exemption to these limits as defined in the Annexes of Directive 2000/53/EC (ELV). Regarding the REACH Regulation, the information TE provides on SVHC in articles for this part number is based on the latest European Chemicals Agency (ECHA) 'Guidance on requirements for substances in articles' posted at this URL: <https://echa.europa.eu/guidance-documents/guidance-on-reach>

### Compatible Parts




TE Part # 1487588-2  
USB, A-B, 28/24, WHITE, 1.5M



TE Part # 1487594-2  
USB, A-B, 28/28, BLACK, 0.25M



TE Part # 1487595-3  
USB, A-B, 28/26, BLACK, .83M



TE Part # 1487595-1  
USB, A-B, 28/26, BLACK, 1.0M



TE Part # 1487595-2  
USB, A-B, 28/26, BLACK, 1.3M




TE Part # 1487594-1  
USB, A-B, 28/28, BLACK, 0.5M



TE Part # 1827525-1  
MECHATROLINK II CONNECTOR KIT




TE Part # 1-1734028-1  
Std USB, Type A, Plug, Natural



TE Part # 1487599-1  
USB, A-BLUNT, 28/28, BLK, 0.83M



TE Part # 1734028-1  
Std USB Type A, Plug, Natural



TE Part # 1487593-1  
USB, A-BLUNT, 28/24, WHT, 2.0M



TE Part # 1487588-3  
USB, A-B, 28/24, WHITE, 1.8M



TE Part # 1-1734028-3  
Std USB, Type A, Plug



TE Part # 1487594-3  
USB, A-B, 28/28, BLACK, 0.16M



TE Part # 1496476-1  
STD USB-A TO MINI-B ASSY, 1M



TE Part # 1487600-1  
USB, A-BLUNT, 28/26, BLK, 1.0M



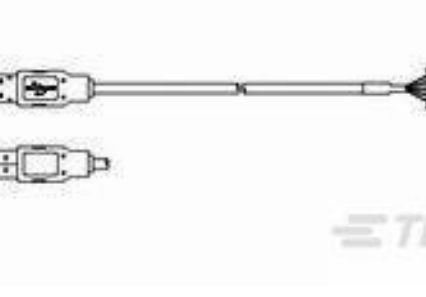
TE Part # 1487591-1  
USB, A-BLUNT, 28/28, WHT, 0.83M



TE Part # 1487593-2  
USB, A-BLUNT, 28/24, WHT, 1.5M



TE Part # 1929690-1  
USB CABLE, USB A to Mini USB, Blue




TE Part # 2142872-1  
cable assy, usb a plug to 5p hsg

## Customers Also Bought



TE Part #5745854-1  
CABLE CLAMP KIT,SZ 1



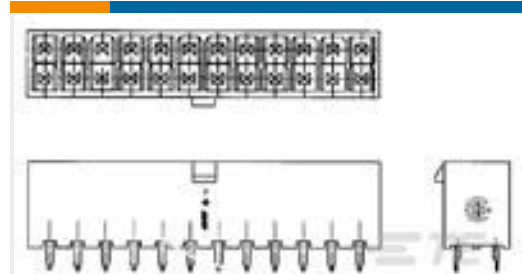
TE Part #5-534998-5  
10 MODIV VRT DR CE 100/125



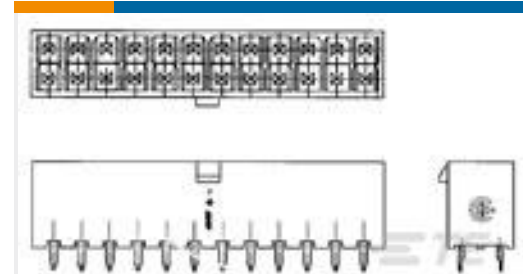
TE Part #215297-8  
8P HV100 REC CON. TE, 7.0MM



TE Part #1888250-3  
Low Profile,RJ45,1x1,No Led's



TE Part #1-1586037-0  
10P VERT HDR VAL-U-LOK V2



TE Part #1586037-4  
4P VERT HDR VAL-U-LOK V2



TE Part #1734098-4  
Champ050 40p A/P RCPT 25CL PB



TE Part #965687-1  
FIXING RING



TE Part #2118060-1  
WLAN DUAL BAND Antenna Assembl



TE Part #3-2176455-9  
CPF 0402 274K 0.1% 25ppm 1K RL

## Documents

### CAD Files

#### 3D PDF

English

#### Customer View Model

[ENG\\_CVM\\_5353929-1\\_O.3d\\_igs.zip](#)

English

#### Customer View Model

[ENG\\_CVM\\_5353929-1\\_O.3d\\_stp.zip](#)

English

#### Customer View Model

[ENG\\_CVM\\_5353929-1\\_O.2d\\_dxf.zip](#)

English

#### 3D PDF

3D

#### Customer View Model

[ENG\\_CVM\\_CVM\\_5353929-1\\_A.2d\\_dxf.zip](#)

English

#### Customer View Model



[ENG\\_CVM\\_CVM\\_5353929-1\\_A.3d\\_igs.zip](#)

English

**Customer View Model**

[ENG\\_CVM\\_CVM\\_5353929-1\\_A.3d\\_stp.zip](#)

English

By downloading the CAD file I accept and agree to the [Terms and Conditions](#) of use.

---

### Datasheets & Catalog Pages

[USB and Mini USB Datasheet 7-1773442-0](#)

English

---

### Product Specifications

[Product Specification](#)

English

[Product Specification](#)

English

[AMP Universal Serial Bus\(USB\) Receptacle Connectors\(Type A, SMT\)](#)

English