

# 53112-1 ✓ ACTIVE

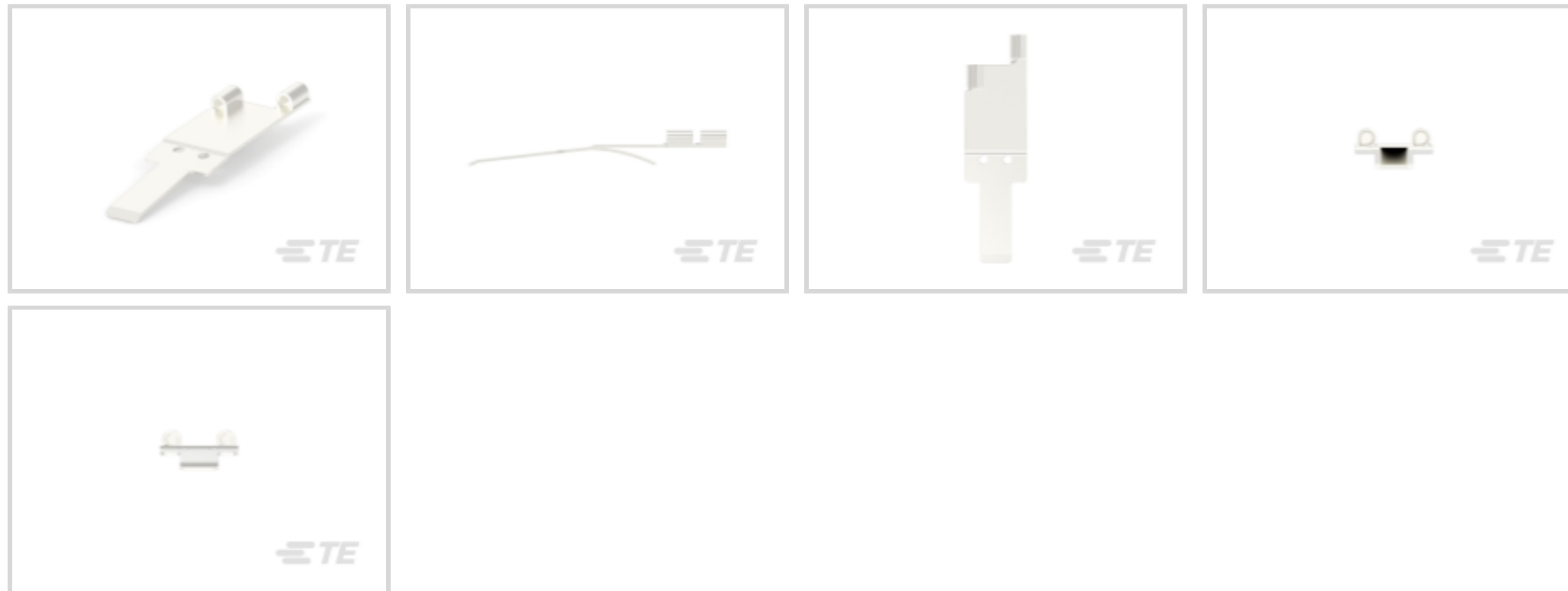
TE Internal #: 53112-1

Splices, 20 – 16 AWG Wire Size, .5 – 1.25 mm<sup>2</sup> Wire Size, Serrated, 8 Serration, Length 1.63 in [41.1 mm], Bag, Open, Stranded Wire, Discrete Wire

[View on TE.com >](#)



Terminals & Splices > Splices



Wire Size: .5 – 1.25 mm<sup>2</sup>

Sealable: No

Splice Features: **Serrated**

Terminal Material Thickness: .51 mm [ .021 in ]

## Features

### Product Type Features

Sealable	No
Compatible With Discrete Wire Type	Stranded
Wire Insulation Support Retention Type	Non-Insulation Support

### Configuration Features

Number of Serrations	8
Compatible With Wire & Cable Type	Discrete Wire

### Body Features

Splice Features	Serrated
-----------------	----------

### Contact Features

Terminal Plating Material	Silver
Barrel Type	Open

### Termination Features

Termination Method to Wire & Cable	Crimp
------------------------------------	-------

### Mechanical Attachment

Wire Insulation Support	Without
-------------------------	---------



### Dimensions

Wire Size	.5 – 1.25 mm <sup>2</sup>
Terminal Material Thickness	.51 mm [.021 in]
Product Length	41.1 mm [1.63 in]

### Usage Conditions

Insulation Option	Uninsulated
-------------------	-------------

### Industry Standards

Government Qualified Splice	No
-----------------------------	----

### Packaging Features

Packaging Quantity	100
Packaging Method	Bag

### Product Compliance

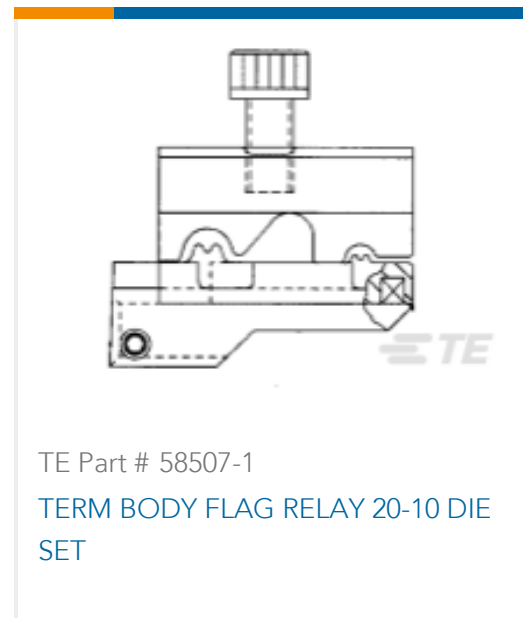
[For compliance documentation, visit the product page on TE.com>](#)

EU RoHS Directive 2011/65/EU	Compliant
EU ELV Directive 2000/53/EC	Compliant
China RoHS 2 Directive MIIT Order No 32, 2016	No Restricted Materials Above Threshold
EU REACH Regulation (EC) No. 1907/2006	Current ECHA Candidate List: JUNE 2023 (235) Candidate List Declared Against: JUNE 2023 (235) Does not contain REACH SVHC
Halogen Content	Low Halogen - Br, Cl, F, I < 900 ppm per homogenous material. Also BFR/CFR/PVC Free
Solder Process Capability	Not applicable for solder process capability

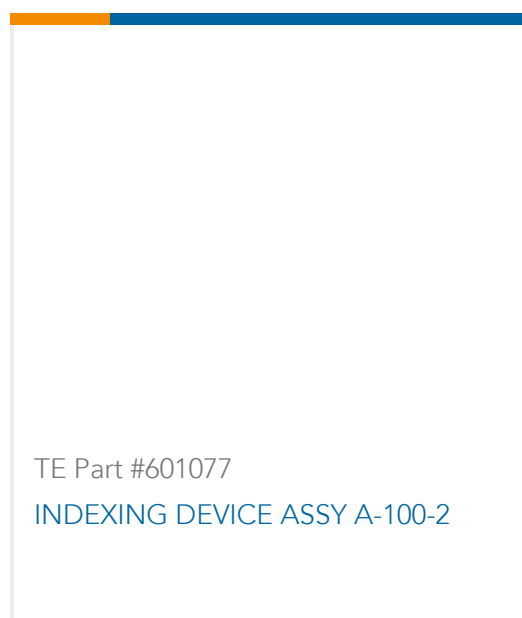
#### Product Compliance Disclaimer

This information is provided based on reasonable inquiry of our suppliers and represents our current actual knowledge based on the information they provided. This information is subject to change. The part numbers that TE has identified as EU RoHS compliant have a maximum concentration of 0.1% by weight in homogenous materials for lead, hexavalent chromium, mercury, PBB, PBDE, DBP, BBP, DEHP, DIBP, and 0.01% for cadmium, or qualify for an exemption to these limits as defined in the Annexes of Directive 2011/65/EU (RoHS2). Finished electrical and electronic equipment products will be CE marked as required by Directive 2011/65/EU. Components may not be CE marked. Additionally, the part numbers that TE has identified as EU ELV compliant have a maximum concentration of 0.1% by weight in homogenous materials for lead, hexavalent chromium, and mercury, and 0.01% for cadmium, or qualify for an exemption to these limits as defined in the Annexes of Directive 2000/53/EC (ELV). Regarding the REACH Regulation, the information TE provides on SVHC in articles for this part number is based on the latest European Chemicals Agency (ECHA) 'Guidance on requirements for substances in articles' posted at this URL: <https://echa.europa.eu/guidance-documents/guidance-on-reach>

## Compatible Parts



## Customers Also Bought



## Documents

### Product Drawings

[FLAG RELAY, SPECIAL-RR 20-16](#)

English

### CAD Files

[3D PDF](#)

3D



**Customer View Model**

[ENG\\_CVM\\_CVM\\_53112-1\\_Z.2d\\_dxf.zip](#)

English

**Customer View Model**

[ENG\\_CVM\\_CVM\\_53112-1\\_Z.3d\\_igs.zip](#)

English

**Customer View Model**

[ENG\\_CVM\\_CVM\\_53112-1\\_Z.3d\\_stp.zip](#)

English

By downloading the CAD file I accept and agree to the [Terms and Conditions](#) of use.

**Datasheets & Catalog Pages**

[RADIATION\\_RESISTANT\\_PRE-INSULATED\\_TERMINALS\\_SPLICES](#)

English