

52963-5 ✓ ACTIVE



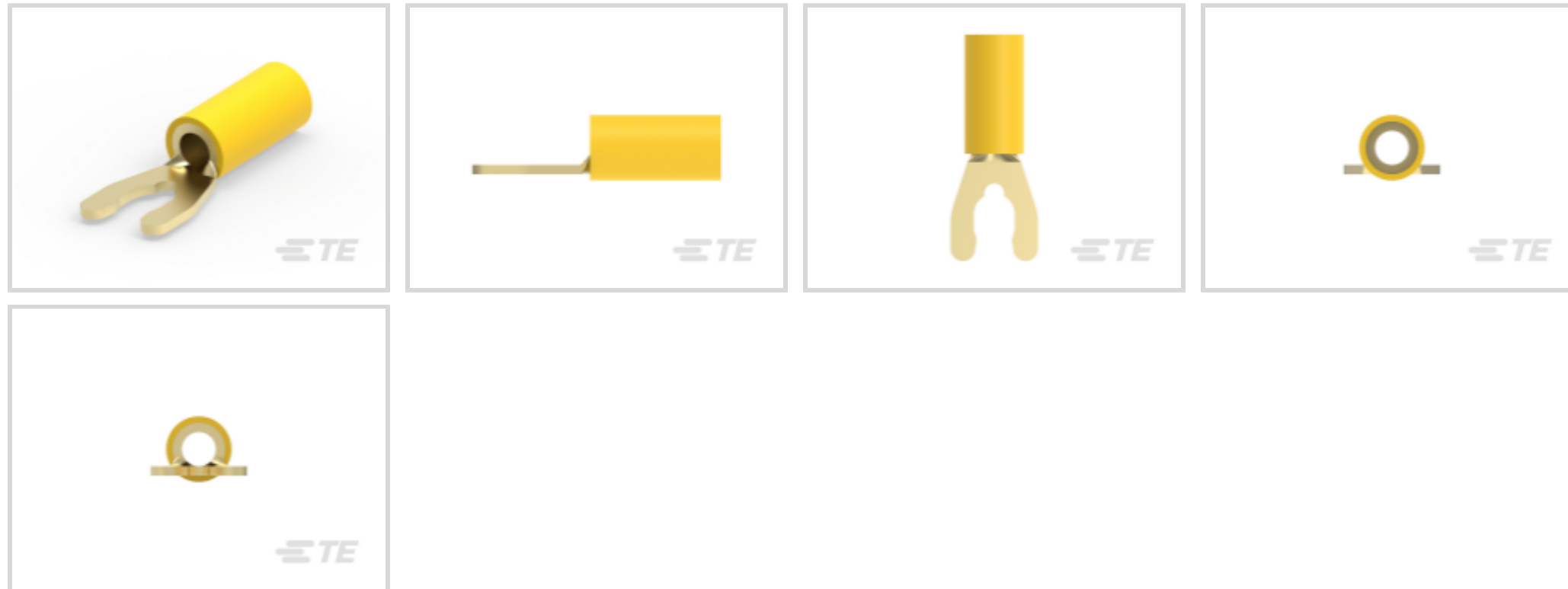
PLASTI-GRIP

TE Internal #: 52963-5

Spring Spade Terminal, 12 – 10 AWG, #10 Stud Size, 4.82 mm [.19 in] Stud Diameter, Closed Barrel, Straight, Tin, Partially Insulated, PLASTI-GRIP

[View on TE.com >](#)

Terminals & Splices > Spade Terminals



Spade Terminal Type: **Spring Spade Terminal**

Wire Size: **5180 – 13100 CMA**

Stud Size: **#10**

### Features

#### Product Type Features

Stud Size	#10
Sealable	No
Wire Insulation Support Retention Type	Insulation Support

#### Electrical Characteristics

Voltage Rating	600 V
----------------	-------

#### Body Features

Insulation Sleeve Color	Yellow
Stripe Color	Yellow

#### Contact Features

Spade Terminal Type	Spring Spade Terminal
Barrel Type	Closed
Terminal Orientation	Straight
Terminal Plating Material	Tin

#### Mechanical Attachment

Wire Insulation Support	With
-------------------------	------



### Dimensions

Wire Size	5180 – 13100 CMA
Stud Diameter	4.82 mm [.19 in]
Tongue Thickness	.99 mm [.039 in]
Product Length	40.39 mm [1.59 in]
Compatible Insulation Diameter (Max)	7.62 mm [.3 in]
Compatible Insulation Diameter Range	6.35 – 7.62 mm [.25 – .3 in]

### Usage Conditions

Insulation Option	Partially Insulated
Operating Temperature Range	105 °C [221 °F]

### Operation/Application

Compatible With Wire Base Material	Copper
Compatible With Wire Plating Material	Tin

### Industry Standards

Government Qualified Terminal	No
-------------------------------	----

### Packaging Features

Packaging Quantity	1500
Packaging Method	Tape Mounted

### Product Compliance

[For compliance documentation, visit the product page on TE.com>](#)

EU RoHS Directive 2011/65/EU	Compliant
EU ELV Directive 2000/53/EC	Compliant
China RoHS 2 Directive MIIT Order No 32, 2016	No Restricted Materials Above Threshold
EU REACH Regulation (EC) No. 1907/2006	Current ECHA Candidate List: JUNE 2023 (235) Candidate List Declared Against: JUNE 2023 (235) Does not contain REACH SVHC
Halogen Content	Not Low Halogen - contains Br or Cl > 900 ppm.
Solder Process Capability	Not applicable for solder process capability

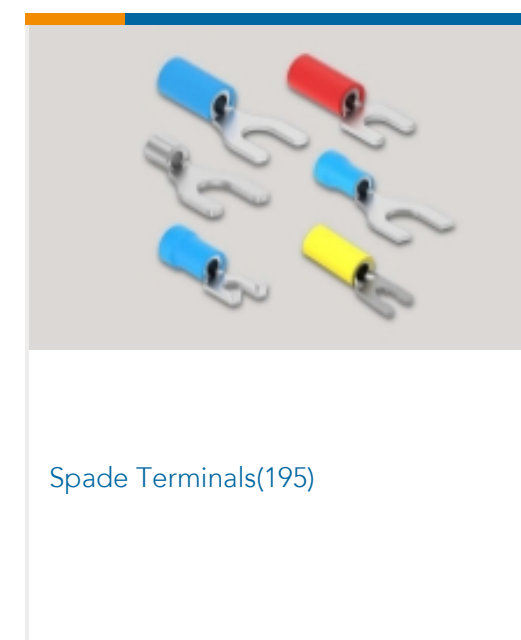
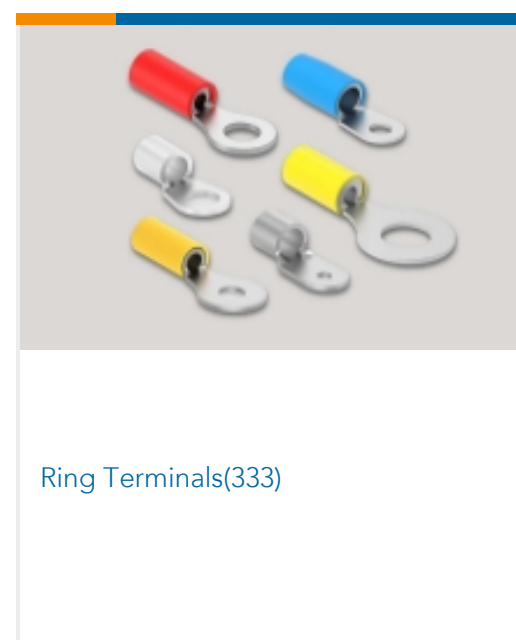
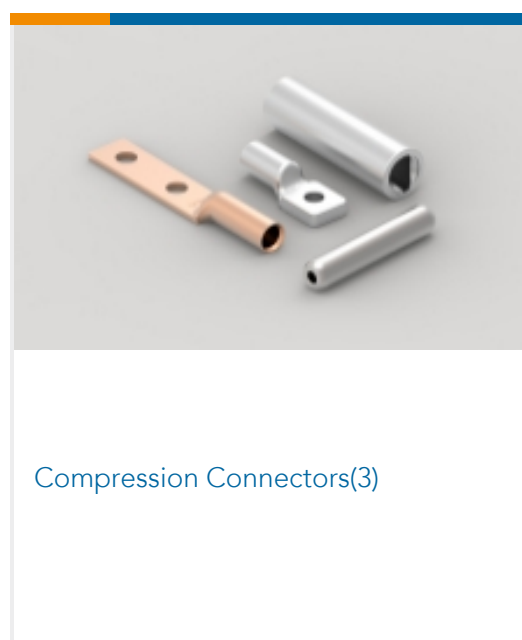
Product Compliance Disclaimer

This information is provided based on reasonable inquiry of our suppliers and represents our current actual knowledge based on the information they provided. This information is subject to change. The part numbers that TE has identified as EU RoHS compliant have a maximum concentration of 0.1% by weight in homogenous materials for lead, hexavalent chromium, mercury, PBB, PBDE, DBP, BBP, DEHP, DIBP, and 0.01% for cadmium, or qualify for an exemption to these limits as defined in the Annexes of Directive 2011/65/EU (RoHS2). Finished electrical and electronic equipment products will be CE marked as required by Directive 2011/65/EU. Components may not be CE marked. Additionally, the part numbers that TE has identified as EU ELV compliant have a maximum concentration of 0.1% by weight in homogenous materials for lead, hexavalent chromium, and mercury, and 0.01% for cadmium, or qualify for an exemption to these limits as defined in the Annexes of Directive 2000/53/EC (ELV). Regarding the REACH Regulation, the information TE provides on SVHC in articles for this part number is based on the latest European Chemicals Agency (ECHA) 'Guidance on requirements for substances in articles' posted at this URL: <https://echa.europa.eu/guidance-documents/guidance-on-reach>

## Compatible Parts



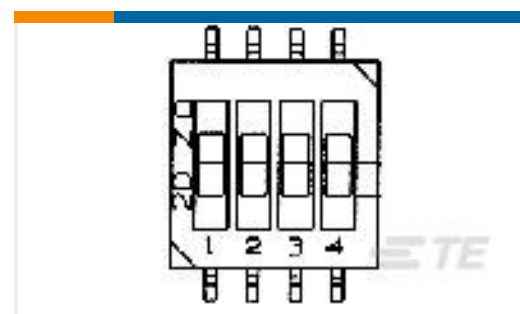
## Also in the Series | PLASTI-GRIP



## Customers Also Bought



TE Part #1971782-1  
PTL TAB CONTACT, 14 AWG




TE Part #1825140-2  
MGDH04STR04=1/2 PITCH LOW P  
DIP T&R



TE Part #52263-2  
TERMINAL R PG 8 10



TE Part #2-34854-1  
TERMINAL,PG R 12-10 10



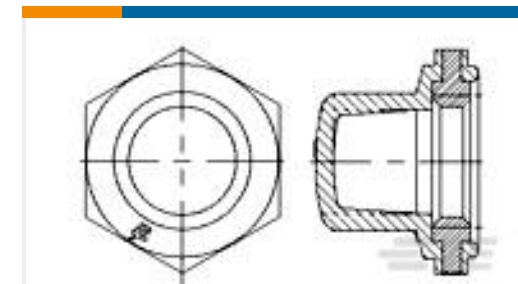
TE Part #170891-2  
250 FASTON HSG.,FLAG,REC.,  
NATRUAL



TE Part #5-146274-4  
04 MODII HDR SRST B/A .100CL



TE Part #63610-2  
SPRING SPADE TERMINAL 14-10  
AWG TPBR



TE Part #1825610-1  
BP1440004=Boot, Pushbutton



TE Part #2329908-1  
Power Versa-Lock SEAL TAB, 18-20  
AWG

## Documents

### Product Drawings

[TERMINAL,PG SPR SPD 12-10 10](#)

English

### CAD Files

[3D PDF](#)

3D

Customer View Model

[ENG\\_CVM\\_CVM\\_52963-5\\_AC.2d\\_dxf.zip](#)

English

Customer View Model

[ENG\\_CVM\\_CVM\\_52963-5\\_AC.3d\\_igs.zip](#)

English

Customer View Model

[ENG\\_CVM\\_CVM\\_52963-5\\_AC.3d\\_stp.zip](#)

English

By downloading the CAD file I accept and agree to the [Terms and Conditions](#) of use.

### Product Specifications



### Application Specification

English

---

### Product Environmental Compliance

[MD\\_52963-5\\_0612201818\\_dmtec](#)

English

[MD\\_52963-5\\_0612201818\\_dmtec](#)

English

---

### Instruction Sheets

[Instruction Sheet \(U.S.\)](#)

English

[LARGE EXPANSION PRODUCTS \(FOR WIRE INSTULATION WITH 1/16" AND 5/64" WA](#)

English

---

### Agency Approvals

[UL Report](#)

English