

52922 ✓ ACTIVE



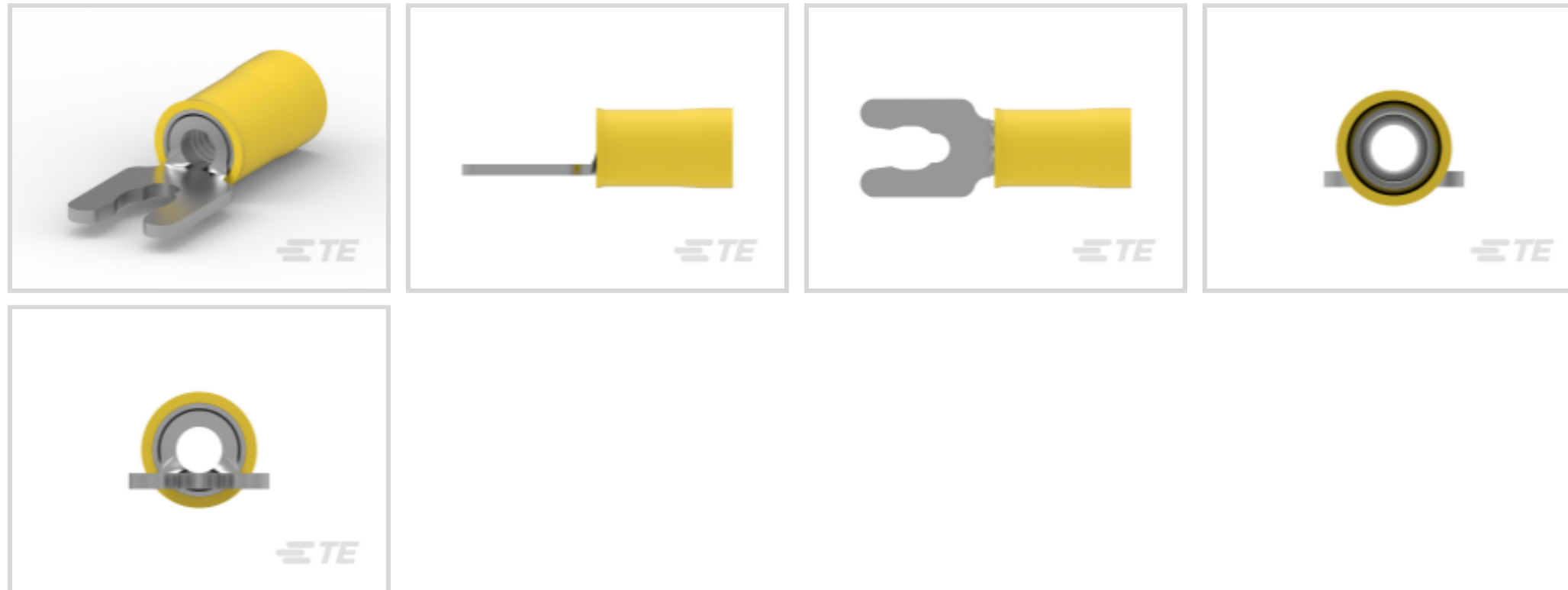
## PIDG

TE Internal #: 52922

Spring Spade Terminal, 26 – 22 AWG, M2.5 / #4 Stud Size, 2.84 mm  
[.112 in] Stud Diameter, Closed Barrel, Straight, Tin, Partially  
Insulated, PIDG

[View on TE.com >](#)

Terminals & Splices > Spade Terminals > PIDG Long Spring Spade Tongue Terminals



Spade Terminal Type: **Spring Spade Terminal**

Wire Size: **202 – 810 CMA**

Stud Size: **#4, M2.5**

[All PIDG Long Spring Spade Tongue Terminals \(51\)](#)

## Features

### Product Type Features

|  |                    |
|--|--------------------|
| Stud Size                              | #4, M2.5           |
| Sealable                               | No                 |
| Wire Insulation Support Retention Type | Insulation Support |

### Electrical Characteristics

|                |       |
|----------------|-------|
| Voltage Rating | 300 V |
|----------------|-------|

### Body Features

|                         |        |
|-------------------------|--------|
| Insulation Sleeve Color | Yellow |
| Stripe Color            | Yellow |

### Contact Features

|                           |                       |
|---------------------------|-----------------------|
| Spade Terminal Type       | Spring Spade Terminal |
| Barrel Type               | Closed                |
| Terminal Orientation      | Straight              |
| Terminal Plating Material | Tin                   |

### Mechanical Attachment



|                         |      |
|-------------------------|------|
| Wire Insulation Support | With |
|-------------------------|------|

### Dimensions

|                                      |                               |
|--------------------------------------|-------------------------------|
| Wire Size                            | 202 – 810 CMA                 |
| Stud Diameter                        | 2.84 mm [.112 in]             |
| Tongue Thickness                     | .5 mm [.02 in]                |
| Product Length                       | 17.7 mm [.695 in]             |
| Compatible Insulation Diameter (Max) | 6.35 mm [.25 in]              |
| Compatible Insulation Diameter Range | 3.81 – 6.35 mm [.15 – .25 in] |

### Usage Conditions

|                             |                     |
|-----------------------------|---------------------|
| Insulation Option           | Partially Insulated |
| Operating Temperature Range | 105 °C [221 °F]     |

### Operation/Application

|                                       |        |
|---------------------------------------|--------|
| Compatible With Wire Base Material    | Copper |
| Compatible With Wire Plating Material | Tin    |

### Industry Standards

|                               |    |
|-------------------------------|----|
| Government Qualified Terminal | No |
|-------------------------------|----|

### Packaging Features

|                    |             |
|--------------------|-------------|
| Packaging Quantity | 5000        |
| Packaging Method   | Loose Piece |

### Product Compliance


[For compliance documentation, visit the product page on TE.com>](#)

|   |   |
|---|---|
| EU RoHS Directive 2011/65/EU                  | Compliant   |
| EU ELV Directive 2000/53/EC                   | Compliant   |
| China RoHS 2 Directive MIIT Order No 32, 2016 | No Restricted Materials Above Threshold   |
| EU REACH Regulation (EC) No. 1907/2006        | Current ECHA Candidate List: JUNE 2023 (235)<br>Candidate List Declared Against: JUNE 2023 (235)<br>Does not contain REACH SVHC |
| Halogen Content                               | Low Halogen - Br, Cl, F, I < 900 ppm per homogenous material. Also BFR/CFR/PVC Free   |
| Solder Process Capability                     | Not applicable for solder process capability  |

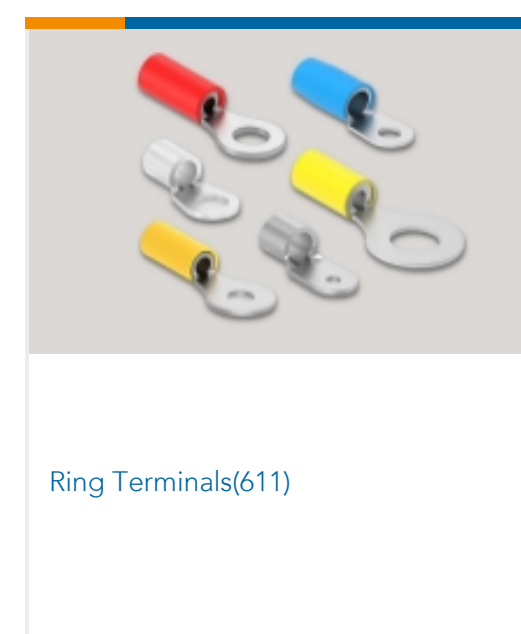
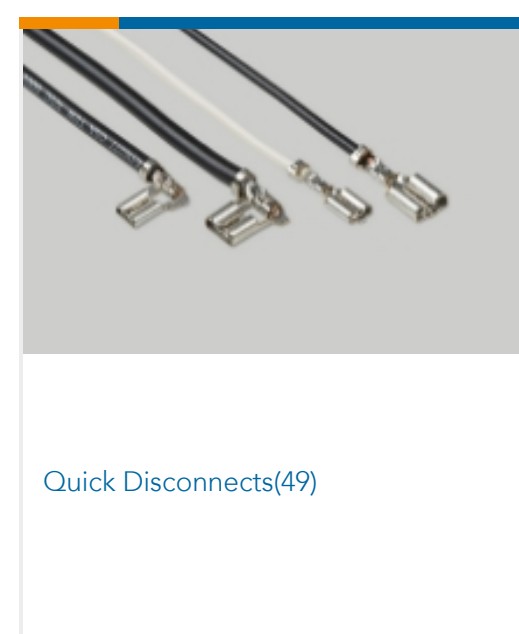


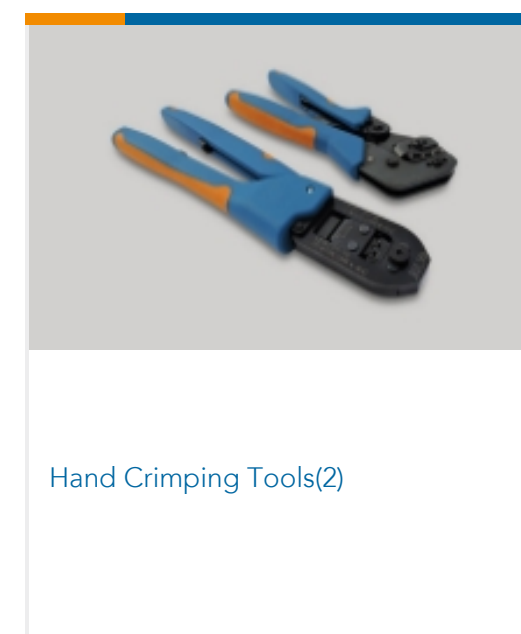
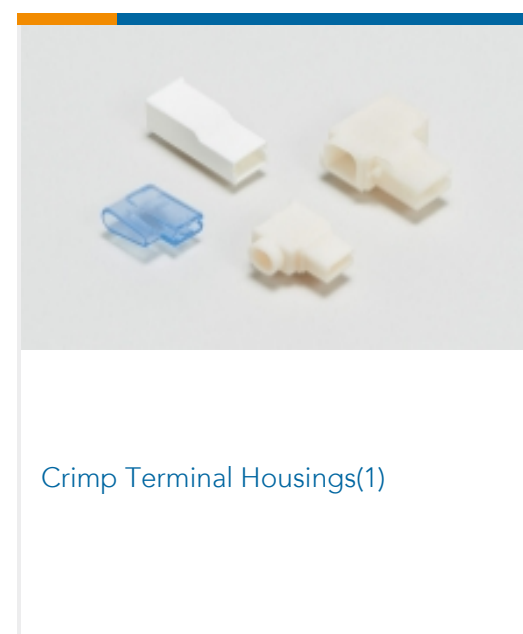
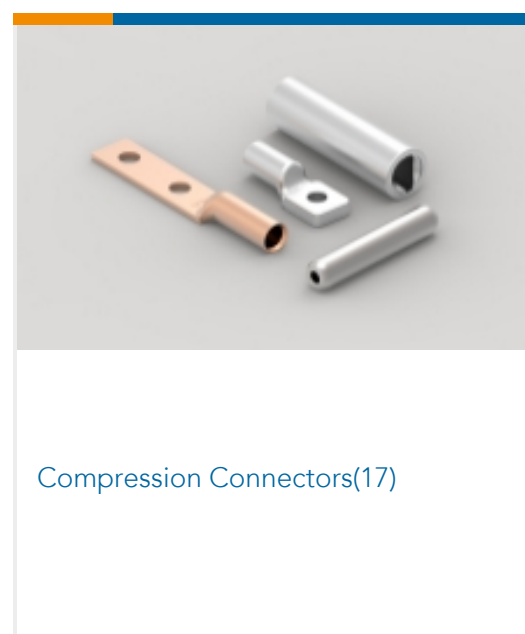
### Product Compliance Disclaimer


This information is provided based on reasonable inquiry of our suppliers and represents our current actual knowledge based on the information they provided. This information is subject to change. The part numbers that TE has identified as EU RoHS compliant have a maximum concentration of 0.1% by weight in homogenous materials for lead, hexavalent chromium, mercury, PBB, PBDE, DBP, BBP, DEHP, DIBP, and 0.01% for cadmium, or qualify for an exemption to these limits as defined in the Annexes of Directive 2011/65/EU (RoHS2). Finished electrical and electronic equipment products will be CE marked as required by Directive 2011/65/EU. Components may not be CE marked. Additionally, the part numbers that TE has identified as EU ELV compliant have a maximum concentration of 0.1% by weight in homogenous materials for lead, hexavalent chromium, and mercury, and 0.01% for cadmium, or qualify for an exemption to these limits as defined in the Annexes of Directive 2000/53/EC (ELV). Regarding the REACH Regulation, the information TE provides on SVHC in articles for this part number is based on the latest European Chemicals Agency (ECHA) 'Guidance on requirements for substances in articles' posted at this URL: <https://echa.europa.eu/guidance-documents/guidance-on-reach>

## Compatible Parts




## Also in the Series | PIDG





Spade Terminals(233)

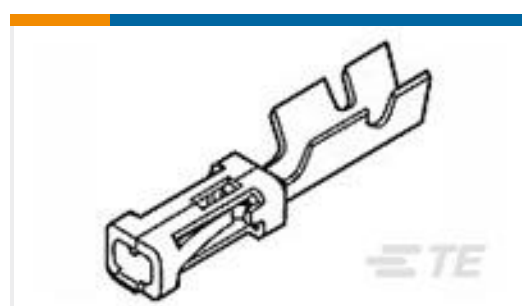



Special Purpose Terminals(1)



Splices(46)

## Customers Also Bought

TE Part #3-1609115-4  
10EGG1-1=F8227TE Part #1761606-5  
IDC LOW PRO HDR 14P VERT LG LATE Part #3-1393250-0  
W28-XQ1A-15=W28-TE Part #292304-3  
STD USB TYPE B, R/A, T/HTE Part #87666-2  
MOD IV RECP PLTD 30 SELTE Part #350980-3  
.045 POST CONTACT AUPLBRTE Part #1883077-1  
2084 5108 02 SMA BULKHD  
FEEDTHRUTE Part #1419106-2  
27E007=SOCKET,KH,14,PC,PHEN,BL

## Documents

### Product Drawings

[TERMINAL,PIDG SPR SPD 26-22 4](#)

English

### CAD Files

[3D PDF](#)

3D

Customer View Model

[ENG\\_CVM\\_CVM\\_52922\\_L.2d\\_dxf.zip](#)

English

Customer View Model

[ENG\\_CVM\\_CVM\\_52922\\_L.3d\\_igs.zip](#)

English

Customer View Model

[ENG\\_CVM\\_CVM\\_52922\\_L.3d\\_stp.zip](#)

English

By downloading the CAD file I accept and agree to the [Terms and Conditions](#) of use.



---

**Product Specifications**

**Application Specification**

English

---

**Instruction Sheets**

**AMP\* PIDG\* (VINYL) & PLASTI-GRIP\* SHORT SPRING SPADE TERMINALS FOR BAR**

English

**Instruction Sheet (U.S.)**

English