

52420-2 ✓ ACTIVE




PIDG

TE Internal #: 52420-2

Spring Spade Terminal, 16 – 14 AWG, #6 / M3.5 Stud Size, 3.51 mm [.138 in] Stud Diameter, Closed Barrel, Straight, Tin, Partially Insulated

[View on TE.com >](#)

Terminals & Splices > Spade Terminals > PIDG Long Spring Spade Tongue Terminals



Spade Terminal Type: **Spring Spade Terminal**

Wire Size: **2050 – 5180 CMA**

Stud Size: **#6, M3.5**

[All PIDG Long Spring Spade Tongue Terminals \(51\)](#)

Features

Product Type Features

| | |
|--|--------------------|
| Stud Size | #6, M3.5 |
| Sealable | No |
| Wire Insulation Support Retention Type | Insulation Support |

Electrical Characteristics

| | |
|----------------|-------|
| Voltage Rating | 300 V |
|----------------|-------|

Body Features

| | |
|-------------------------|------|
| Insulation Sleeve Color | Blue |
| Stripe Color | Blue |

Contact Features

| | |
|---------------------------|-----------------------|
| Spade Terminal Type | Spring Spade Terminal |
| Barrel Type | Closed |
| Terminal Orientation | Straight |
| Terminal Plating Material | Tin |

Mechanical Attachment



| | |
|-------------------------|------|
| Wire Insulation Support | With |
|-------------------------|------|

Dimensions

| | |
|--------------------------------------|--------------------------------|
| Wire Size | 2050 – 5180 CMA |
| Stud Diameter | 3.51 mm [.138 in] |
| Tongue Thickness | .79 mm [.031 in] |
| Product Length | 23.7 mm [.93 in] |
| Compatible Insulation Diameter (Max) | 3.81 mm [.15 in] |
| Compatible Insulation Diameter Range | 2.67 – 3.81 mm [.105 – .15 in] |

Usage Conditions

| | |
|-----------------------------|---------------------|
| Insulation Option | Partially Insulated |
| Operating Temperature Range | 105 °C [221 °F] |

Operation/Application

| | |
|---------------------------------------|--------|
| Compatible With Wire Base Material | Copper |
| Compatible With Wire Plating Material | Tin |

Industry Standards

| | |
|-------------------------------|----|
| Government Qualified Terminal | No |
|-------------------------------|----|

Packaging Features

| | |
|--------------------|--------------|
| Packaging Quantity | 5000 |
| Packaging Method | Tape Mounted |

Product Compliance

[For compliance documentation, visit the product page on TE.com>](#)

| | |
|---|---|
| EU RoHS Directive 2011/65/EU | Compliant |
| EU ELV Directive 2000/53/EC | Compliant |
| China RoHS 2 Directive MIIT Order No 32, 2016 | No Restricted Materials Above Threshold |
| EU REACH Regulation (EC) No. 1907/2006 | Current ECHA Candidate List: JUNE 2023 (235) Candidate List Declared Against: JUNE 2023 (235) Does not contain REACH SVHC |
| Halogen Content | Low Halogen - Br, Cl, F, I < 900 ppm per homogenous material. Also BFR/CFR/PVC Free |
| Solder Process Capability | Not applicable for solder process capability |

Product Compliance Disclaimer

This information is provided based on reasonable inquiry of our suppliers and represents our current actual knowledge based on the information they provided. This information is subject to change. The part numbers that TE has identified as EU RoHS compliant have a maximum concentration of 0.1% by weight in homogenous materials for lead, hexavalent chromium, mercury, PBB, PBDE, DBP, BBP, DEHP, DIBP, and 0.01% for cadmium, or qualify for an exemption to these limits as defined in the Annexes of Directive 2011/65/EU (RoHS2). Finished electrical and electronic equipment products will be CE marked as required by Directive 2011/65/EU. Components may not be CE marked. Additionally, the part numbers that TE has identified as EU ELV compliant have a maximum concentration of 0.1% by weight in homogenous materials for lead, hexavalent chromium, and mercury, and 0.01% for cadmium, or qualify for an exemption to these limits as defined in the Annexes of Directive 2000/53/EC (ELV). Regarding the REACH Regulation, the information TE provides on SVHC in articles for this part number is based on the latest European Chemicals Agency (ECHA) 'Guidance on requirements for substances in articles' posted at this URL: <https://echa.europa.eu/guidance-documents/guidance-on-reach>

Compatible Parts



TE Part # 59824-1
TETRA-CRIMP PIDG PG FASTON 22-10 ASSY



TE Part # 47387
DAHT PG PIDG 20-14 ASSY



TE Part # 58423-1
DIE, RBY IS9252



TE Part # 58433-3
PRO CR ASSY, RBY IS9252



TE Part # 47807-1
DIES PIDG 16-14 DIE SET



TE Part # 1SET191001R0000
CRIMP-HT




TE Part # 1SET191002R0000
TET CRIMP-HT




TE Part # 169404
CERTI-LOK DIE

Also in the Series | PIDG




Compression Connectors(17)



Crimp Terminal Housings(1)



Crimp Wire Pins, Tabs & Ferrules(41)




Hand Crimping Tools(2)



Knife Disconnects(11)




PCB Terminals(7)




Quick Disconnects(49)



Ring Terminals(611)



Spade Terminals(233)



Special Purpose Terminals(1)



Splices(46)

Customers Also Bought



TE Part #DT04-3P-E003
DEUTSCH DT Receptacle Connectors



TE Part #1-745496-8
25 HDE MS PLUG, 22-26, LEAD FREE




TE Part #2-36157-2
N PIDG RING 16-14 6



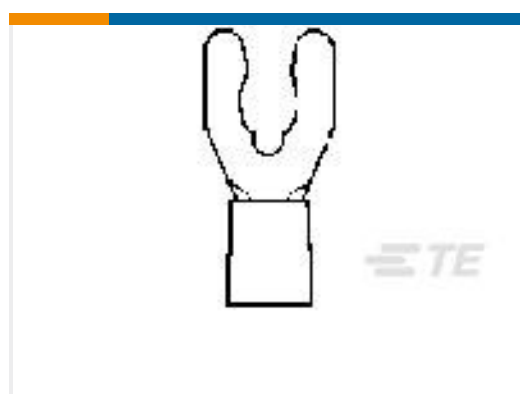
TE Part #1-746610-5
20 DIP PLUG, 100CL, LEAD FREE



TE Part #61188-1
250 FASTON FLAG REC 16-12 AWG TPBZ



TE Part #62274-1
250 FASTON REC 22-18 AWG TPBR



TE Part #52956-3
TERMINAL, PG SPR SPD 16-14 8



TE Part #1-1649328-3
RT314012

Documents

Product Drawings

[TERMINAL, PIDG SPR SPD 16-14 6](#)

English

CAD Files

[3D PDF](#)

[3D](#)

[Customer View Model](#)

[ENG_CVM_CVM_52420-2_F.2d_dxf.zip](#)



English

Customer View Model

[ENG_CVM_CVM_52420-2_F.3d_igs.zip](#)

English

Customer View Model

[ENG_CVM_CVM_52420-2_F.3d_stp.zip](#)

English

By downloading the CAD file I accept and agree to the [Terms and Conditions](#) of use.

Product Specifications

[Application Specification](#)

English

Product Environmental Compliance

[Product Compliance](#)

English

[Product Compliance](#)

English

Agency Approvals

[CSA Certificate](#)

English