

5227222-6 ✓ ACTIVE


TE Internal #: 5227222-6

BNC RF Interface, Jack, 50 Ω , Bayonet, 4 GHz Operating Frequency, Cable-to-Board / Cable-to-Panel, 1 Position, Printed Circuit Board, Panel Mount

[View on TE.com >](#)



Connectors > RF Connectors > Coax Connectors > BNC Vertical Jack RF Connector, 50 Ohm, Bayonet Coupling Mechanism



RF Interface: **BNC**

RF Connector Style: **Jack**

RF Connector Mated Outer Diameter (Approximate): **14.53 mm [.572 in]**

Impedance: **50 Ω**

RF Connector Coupling Mechanism: **Bayonet**

[All BNC Vertical Jack RF Connector, 50 Ohm, Bayonet Coupling Mechanism \(32\)](#)

Features

Product Type Features

RF Interface	BNC
RF Connector Style	Jack
Connector System	Cable-to-Board, Cable-to-Panel
Sealable	No
Connector & Contact Terminates To	Printed Circuit Board

Configuration Features

PCB Mount Orientation	Vertical
Number of Positions	1
Number of Coaxial Contacts	1

Electrical Characteristics

Impedance	50 Ω
-----------	-------------

Body Features

Body Material	Polyester, PBT
---------------	----------------



Body Material Finish	Passivated
----------------------	------------

Body Plating Material	Nickel
-----------------------	--------

Contact Features

RF Connector Center Contact Underplating Material	Nickel
---	--------

	889 μ m
--	-------------

RF Connector Center Contact Plating Material	Gold
--	------

RF Connector Center Contact Material	Phosphor Bronze
--------------------------------------	-----------------

Termination Features

Termination Post & Tail Length	5.33 mm[.21 in]
--------------------------------	-----------------

Termination Method to Printed Circuit Board	Through Hole - Solder
---	-----------------------

Mechanical Attachment

Panel Attachment Style	Rear Mount
------------------------	------------

PCB Mount Retention	With
---------------------	------

RF Connector Coupling Mechanism	Bayonet
---------------------------------	---------

Connector Mounting Type	Panel Mount
-------------------------	-------------

RF Contact Captivation Method	Mechanical
-------------------------------	------------

Detent	With
--------	------

Housing Features

Housing Color	Black
---------------	-------

Dimensions

Mounting Post Length	3.48 mm[.137 in]
----------------------	------------------

Profile Height from PCB	34.93 mm[1.375 in]
-------------------------	--------------------

RF Connector Mated Outer Diameter (Approximate)	14.53 mm[.572 in]
---	-------------------

Usage Conditions

Insulation Option	Uninsulated
-------------------	-------------

Operating Temperature Range	-55 – 85 °C[-67 – 185 °F]
-----------------------------	---------------------------

Operation/Application

Operating Frequency	4 GHz
---------------------	-------

Packaging Features

Packaging Method	Tube
------------------	------

Other



RF Connector Comment	If an Insulating Bushing is required, see Part Number 330620., Lockwasher and Jam Nut must be ordered separately.
Grade	Commercial
Dielectric Material	Polymethylpentene

Product Compliance

[For compliance documentation, visit the product page on TE.com>](#)

EU RoHS Directive 2011/65/EU	Compliant with Exemptions
EU ELV Directive 2000/53/EC	Compliant with Exemptions
China RoHS 2 Directive MIIT Order No 32, 2016	Restricted Materials Above Threshold
EU REACH Regulation (EC) No. 1907/2006	Current ECHA Candidate List: JUNE 2023 (235) Candidate List Declared Against: JUNE 2023 (235) SVHC > Threshold: Pb (3.7% in Component Part) Article Safe Usage Statements: Do not eat, drink or smoke when using this product. Wash thoroughly after handling. Recycle if possible and dispose of the article by following all applicable governmental regulations relevant to your geographic location.
Halogen Content	Not Low Halogen - contains Br or Cl > 900 ppm.
Solder Process Capability	Wave solder capable to 265°C

Product Compliance Disclaimer

This information is provided based on reasonable inquiry of our suppliers and represents our current actual knowledge based on the information they provided. This information is subject to change. The part numbers that TE has identified as EU RoHS compliant have a maximum concentration of 0.1% by weight in homogenous materials for lead, hexavalent chromium, mercury, PBB, PBDE, DBP, BBP, DEHP, DIBP, and 0.01% for cadmium, or qualify for an exemption to these limits as defined in the Annexes of Directive 2011/65/EU (RoHS2). Finished electrical and electronic equipment products will be CE marked as required by Directive 2011/65/EU. Components may not be CE marked. Additionally, the part numbers that TE has identified as EU ELV compliant have a maximum concentration of 0.1% by weight in homogenous materials for lead, hexavalent chromium, and mercury, and 0.01% for cadmium, or qualify for an exemption to these limits as defined in the Annexes of Directive 2000/53/EC (ELV). Regarding the REACH Regulation, the information TE provides on SVHC in articles for this part number is based on the latest European Chemicals Agency (ECHA) 'Guidance on requirements for substances in articles' posted at this URL: <https://echa.europa.eu/guidance-documents/guidance-on-reach>

Compatible Parts



TE Part # CAT-076-BNCJKSH50
BNC RF Connector: jack assembly - short, 50 Ohm, 4Ghz



TE Part # 5227426-1
BNC BLKHD RECPT SEALED




TE Part # 5413771-3
JACK BLKHD,COML BNC,HEX CRIMP



TE Part # 1-5227079-6
COMM BNC PLUG



TE Part # 5413779-3
COML BNC,50 OHM, HEX CRIMP



TE Part # 1-329631-2
JAM NUT, PLATED



TE Part # 5227169-5
BNC - SOLDER RECEPT



TE Part # 5227169-7
BNC SOLDER JACK RECEPTACLE



TE Part # 5227169-8
BNC - SOLDER RECEPT



TE Part # 5228979-7
JACK,COML,SERIES BNC,GOLD PL



TE Part # 5228980-6
JACK,BHD,COML,SERIES BNC,GOLD



TE Part # 5227079-5
COMM BNC PLUG



TE Part # 5227079-6
COMM. BNC-PLUG



TE Part # 8-5227079-2
COMM BNC PLUG



TE Part # 1-5227079-1
COMM BNC PLUG



TE Part # 228979-7
JACK,COML,SERIES BNC,GOLD PL



TE Part # 413779-3
COML BNC,50 OHM, HEX CRIMP



TE Part # 5228980-7
JACK,BHD,COML,SERIES BNC,GOLD



TE Part # 5330876
BNC PLUG

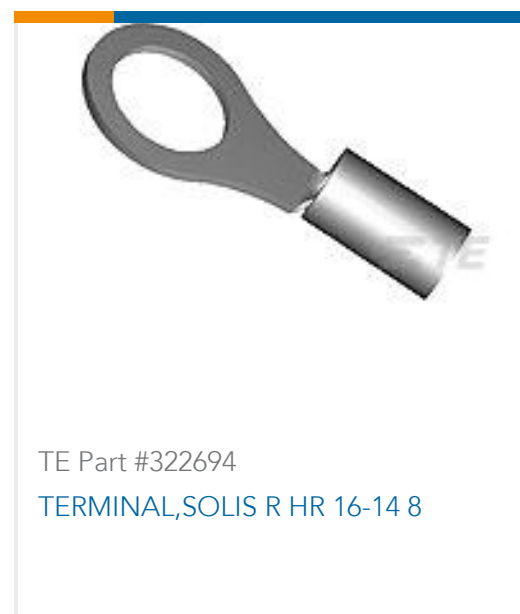


TE Part # 228979-6
JACK,COML,SERIES BNC,GOLD PL

Customers Also Bought



TE Part #292171-4
CT POST HDR ASSY 4P IN-TUBE BL



TE Part #322694
TERMINAL,SOLIS R HR 16-14 8



TE Part #644752-4
04P MTA156 HDR ASSY SQ STR F/L



TE Part #5-2176092-0
RP 2A 0.25W 2K43 0.1% 25PPM 1K RL



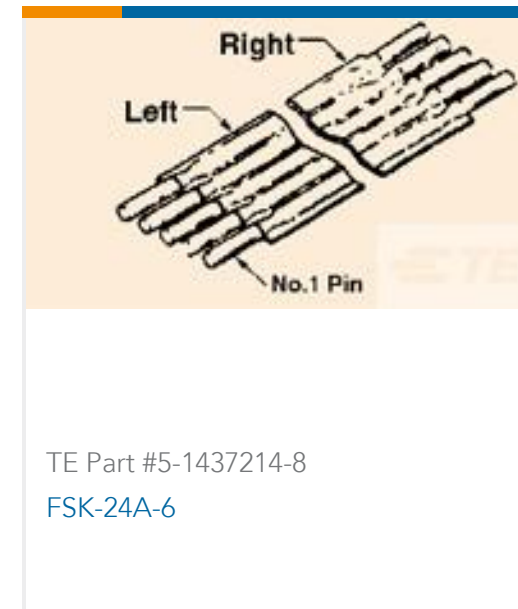
TE Part #10213286-00
TSD305-1SL10 Digital Thermopile
Sensor



TE Part #1676207-2
RN 0805 178R 0.1% 10PPM 1KRL



TE Part #2173157-3
MICRO USB, TYPE B, SPLASHPROOF
(LOW MOQ)



TE Part #5-1437214-8
FSK-24A-6



TE Part #2178126-1
Jack, CLOUDSPLITTER SMT SHIELDED

Documents

Product Drawings

[VERT JK W/MTG PINS, BNC PCB](#)

English

CAD Files

[3D PDF](#)

3D

Customer View Model

[ENG_CVM_CVM_5227222-6_C.2d_dxf.zip](#)

English

Customer View Model

[ENG_CVM_CVM_5227222-6_C.3d_igs.zip](#)

English

Customer View Model

[ENG_CVM_CVM_5227222-6_C.3d_stp.zip](#)

English

By downloading the CAD file I accept and agree to the [Terms and Conditions](#) of use.

Datasheets & Catalog Pages



BNC Connectors

English

Product Specifications

Product Specification

English

Product Specification

English

Product Environmental Compliance

MD_5227222-6_07032014856_dmtec

English

MD_5227222-6_07032014856_dmtec

English

Instruction Sheets

Instruction Sheet (U.S.)

English