

5226990-6 ✓ ACTIVE

TE Internal #: 5226990-6

BNC RF Interface, Jack, 50 Ω , Bayonet, 4 GHz Operating Frequency, Cable-to-Board, 1 Position, Printed Circuit Board, Panel Mount

[View on TE.com >](#)



Connectors > RF Connectors > Coax Connectors > BNC RF Connector: Male (Jack), Right Angle



RF Interface: **BNC**

RF Connector Style: **Jack**

RF Connector Mated Outer Diameter (Approximate): **14.53 mm [.572 in]**

Impedance: **50 Ω**

RF Connector Coupling Mechanism: **Bayonet**

[All BNC RF Connector: Male \(Jack\), Right Angle \(42\)](#)

Features

Product Type Features

RF Interface	BNC
RF Connector Style	Jack
Connector System	Cable-to-Board
Sealable	No
Connector & Contact Terminates To	Printed Circuit Board

Configuration Features

PCB Mount Orientation	Right Angle
Number of Positions	1
Number of Coaxial Contacts	1

Electrical Characteristics

EMI & RFI Protection & Suppression Type	Isolated Ground
Impedance	50 Ω

Body Features

Body Material	Polyester, PBT
Body Plating Material	Polyester

Contact Features

RF Connector Center Contact Underplating Material	Nickel
---	--------

30 μ m

RF Connector Center Contact Plating Material	Gold
--	------

RF Connector Center Contact Material	Phosphor Bronze
--------------------------------------	-----------------

Termination Features

Termination Post & Tail Length	4.11 mm[.162 in]
--------------------------------	------------------

Termination Method to Printed Circuit Board	Through Hole - Solder
---	-----------------------

Mechanical Attachment

Panel Attachment Style	Rear Mount
------------------------	------------

PCB Mount Retention	Without
---------------------	---------

RF Connector Coupling Mechanism	Bayonet
---------------------------------	---------

Connector Mounting Type	Panel Mount
-------------------------	-------------

RF Contact Captivation Method	Mechanical
-------------------------------	------------

Detent	With
--------	------

Housing Features

Housing Color	Black
---------------	-------

Dimensions

Profile Height from PCB	15.88 mm[.625 in]
-------------------------	-------------------

RF Connector Mated Outer Diameter (Approximate)	14.53 mm[.572 in]
---	-------------------

Usage Conditions

Insulation Option	Uninsulated
-------------------	-------------

Operating Temperature Range	-55 – 85 °C[-67 – 185 °F]
-----------------------------	---------------------------

Operation/Application

Operating Frequency	4 GHz
---------------------	-------

Packaging Features

Packaging Method	Tube
------------------	------

Other

RF Connector Comment	If an Insulating Bushing is required, see Part Number 330620.
----------------------	---

Grade	Commercial
-------	------------

Dielectric Material	Polymethylpentene
---------------------	-------------------

Product Compliance

For compliance documentation, visit the product page on [TE.com](https://www.te.com)>



EU RoHS Directive 2011/65/EU	Compliant
EU ELV Directive 2000/53/EC	Compliant
China RoHS 2 Directive MIIT Order No 32, 2016	No Restricted Materials Above Threshold
EU REACH Regulation (EC) No. 1907/2006	Current ECHA Candidate List: JUNE 2023 (235) Candidate List Declared Against: JUNE 2023 (235) Does not contain REACH SVHC
Halogen Content	Not Low Halogen - contains Br or Cl > 900 ppm.
Solder Process Capability	Wave solder capable to 265°C

Product Compliance Disclaimer

This information is provided based on reasonable inquiry of our suppliers and represents our current actual knowledge based on the information they provided. This information is subject to change. The part numbers that TE has identified as EU RoHS compliant have a maximum concentration of 0.1% by weight in homogenous materials for lead, hexavalent chromium, mercury, PBB, PBDE, DBP, BBP, DEHP, DIBP, and 0.01% for cadmium, or qualify for an exemption to these limits as defined in the Annexes of Directive 2011/65/EU (RoHS2). Finished electrical and electronic equipment products will be CE marked as required by Directive 2011/65/EU. Components may not be CE marked. Additionally, the part numbers that TE has identified as EU ELV compliant have a maximum concentration of 0.1% by weight in homogenous materials for lead, hexavalent chromium, and mercury, and 0.01% for cadmium, or qualify for an exemption to these limits as defined in the Annexes of Directive 2000/53/EC (ELV). Regarding the REACH Regulation, the information TE provides on SVHC in articles for this part number is based on the latest European Chemicals Agency (ECHA) 'Guidance on requirements for substances in articles' posted at this URL: <https://echa.europa.eu/guidance-documents/guidance-on-reach>

Compatible Parts



TE Part # 5227426-1
BNC BLKHD RECPT SEALED



TE Part # 1-329631-2
JAM NUT, PLATED



TE Part # 5330876
BNC PLUG

Customers Also Bought




TE Part #5227222-2
VERT JK W/MTG PINS, BNC PCB




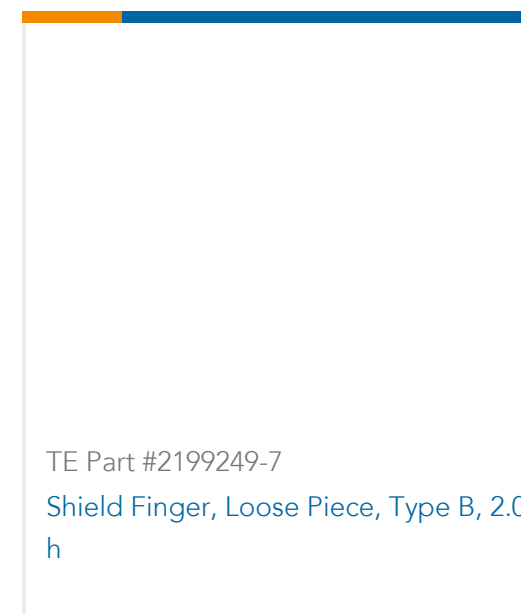
TE Part #5227161-6
RTANG JK W/MTG PINS, BNC PCB



TE Part #2-331272-6
SOCKET, MIN-SPR AU SER-2



TE Part #1761609-3
IDC LOW PRO HDR 10P RA SHT LAT



Documents

Product Drawings

PCB-BNC RT ANGLE JACK W/O POST

English

CAD Files

Customer View Model

[ENG_CVM_CVM_5226990-6_B.2d_dxf.zip](#)

English

3D PDF

3D

Customer View Model

[ENG_CVM_CVM_5226990-6_B.3d_igs.zip](#)

English

Customer View Model

[ENG_CVM_CVM_5226990-6_B.3d_stp.zip](#)

English

By downloading the CAD file I accept and agree to the [Terms and Conditions](#) of use.

Datasheets & Catalog Pages

BNC Connectors

English

Product Specifications

Product Specification

English

Product Specification

English



Product Environmental Compliance

TE Material Declaration

English

Instruction Sheets

Instruction Sheet (U.S.)

English