

52263-1 ✓ ACTIVE

PLASTI-GRIP

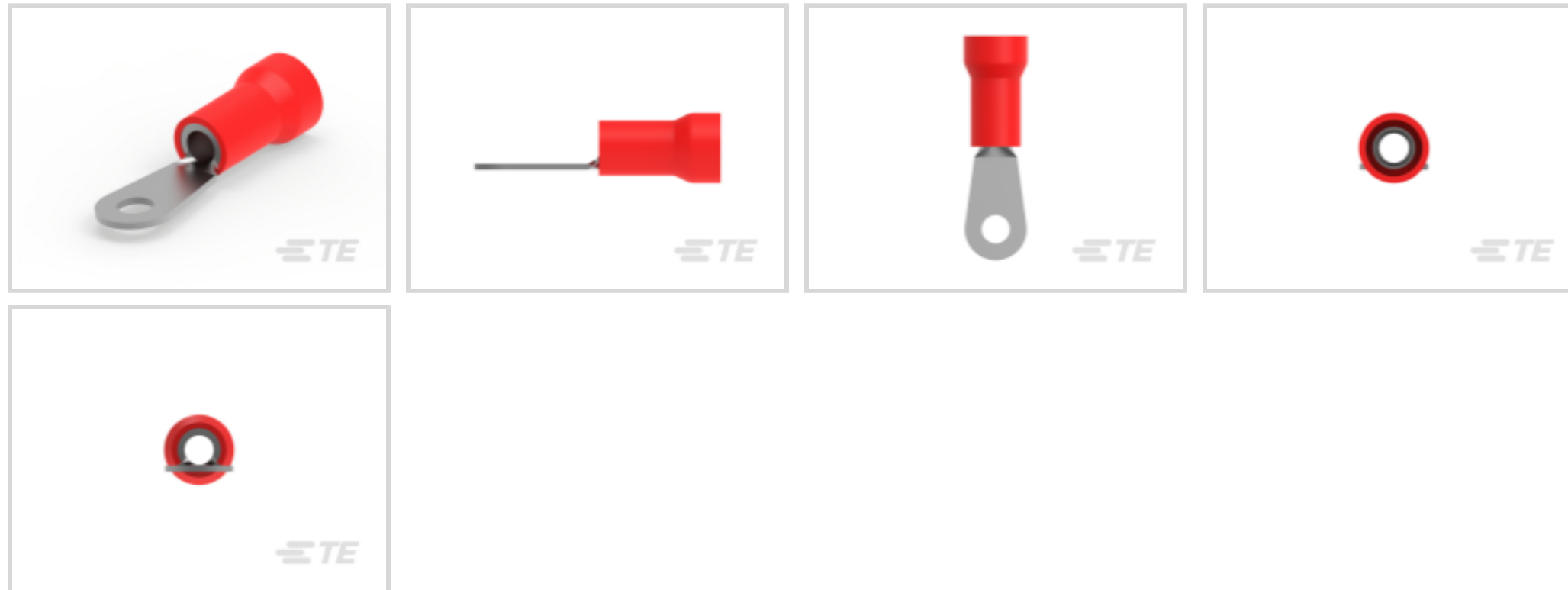
TE Internal #: 52263-1

Closed Ring Tongue Terminal, 8 AWG, #10 Stud Size, 5 mm [.197 in] Stud Diameter, Closed Barrel, Straight, Tin, Partially Insulated, PLASTI-GRIP

[View on TE.com >](#)



Terminals & Splices > Ring Terminals



Ring Terminal Product Type: Closed Ring Tongue Terminal

Wire Size: 13100 – 20800 CMA

Stud Size: #10

Features

Product Type Features

Ring Terminal Product Type	Closed Ring Tongue Terminal
Stud Size	#10
Sealable	No
Wire Insulation Support Retention Type	Insulation Support

Configuration Features

Number of Holes	1
-----------------	---

Electrical Characteristics

Voltage Rating	600 V
----------------	-------

Contact Features

Barrel Type	Closed
Terminal Orientation	Straight
Terminal Plating Material	Tin

Mechanical Attachment

Wire Insulation Support	With
-------------------------	------

Dimensions



Wire Size	13100 – 20800 CMA
Stud Diameter	5 mm [.197 in]
Tongue Thickness	.79 mm [.031 in]
Product Length	4.32 mm [.17 in]
Compatible Insulation Diameter (Max)	8.38 mm [.33 in]
Compatible Insulation Diameter Range	8.38 mm [.33 in]

Usage Conditions

Insulation Option	Partially Insulated
Operating Temperature Range	105 °C [221 °F]

Operation/Application

Compatible With Wire Base Material	Copper
Compatible With Wire Plating Material	Tin

Industry Standards

Government Qualified Terminal	No
-------------------------------	----

Packaging Features

Packaging Quantity	100
Packaging Method	Loose Piece

Product Compliance

[For compliance documentation, visit the product page on TE.com>](#)


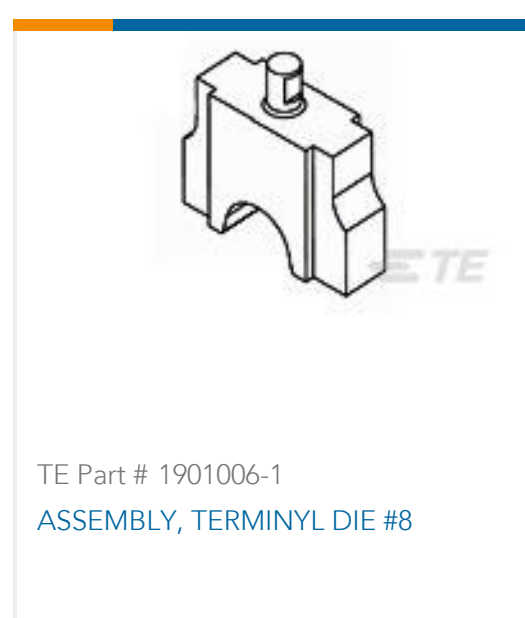
EU RoHS Directive 2011/65/EU	Compliant
EU ELV Directive 2000/53/EC	Compliant
China RoHS 2 Directive MIIT Order No 32, 2016	No Restricted Materials Above Threshold
EU REACH Regulation (EC) No. 1907/2006	Current ECHA Candidate List: JUNE 2023 (235) Candidate List Declared Against: JUNE 2023 (235) Does not contain REACH SVHC
Halogen Content	Not Low Halogen - contains Br or Cl > 900 ppm.
Solder Process Capability	Not applicable for solder process capability

Product Compliance Disclaimer

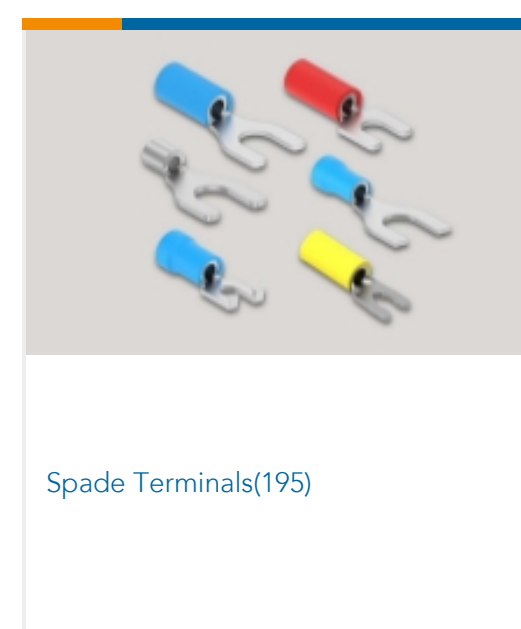
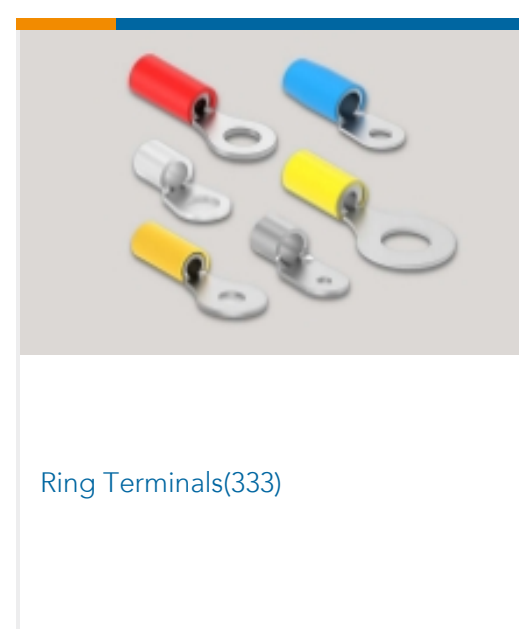

This information is provided based on reasonable inquiry of our suppliers and represents our current actual knowledge based on the information they provided. This information is subject to change. The part numbers that TE has identified as EU RoHS compliant have a maximum concentration of 0.1% by weight in homogenous materials for lead, hexavalent

chromium, mercury, PBB, PBDE, DBP, BBP, DEHP, DIBP, and 0.01% for cadmium, or qualify for an exemption to these limits as defined in the Annexes of Directive 2011/65/EU (RoHS2). Finished electrical and electronic equipment products will be CE marked as required by Directive 2011/65/EU. Components may not be CE marked. Additionally, the part numbers that TE has identified as EU ELV compliant have a maximum concentration of 0.1% by weight in homogenous materials for lead, hexavalent chromium, and mercury, and 0.01% for cadmium, or qualify for an exemption to these limits as defined in the Annexes of Directive 2000/53/EC (ELV). Regarding the REACH Regulation, the information TE provides on SVHC in articles for this part number is based on the latest European Chemicals Agency (ECHA) 'Guidance on requirements for substances in articles' posted at this URL: <https://echa.europa.eu/guidance-documents/guidance-on-reach>

Compatible Parts






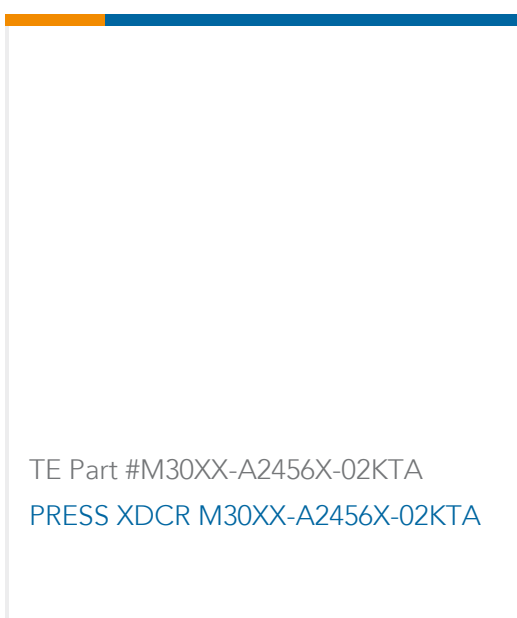
Also in the Series | PLASTI-GRIP





Splices(50)

Customers Also Bought

TE Part #1-499910-0
050 UNIV HDR SP 4S 15DP STD L2TE Part #1-87631-6
20 MODIV HSG DR MRKD .100 POLTE Part #1676339-2
RN 0805 42K2 0.1% 10PPM 1KRLTE Part #1375795-1
ASSY, 64/40 POS PC104TE Part #225700-E
POWELM GEWINK VOLLM M4 5 2,54
* EP 14 CUTE Part #294762-E
STVC/2 48 F ABC WV 7-00 EE 2,9 *
247 E0TE Part #494153-E
STVR/2 48 MI ABC WV 4-00 GA06 2,5
* 247TE Part #G-VPSCO-005
VPS025ATE Part #M30XX-A2456X-02KTA
PRESS XDCR M30XX-A2456X-02KTA

Documents

Product Drawings

[TERMINAL R PG 8 10](#)

English

CAD Files

[Customer View Model](#)

[ENG_CVM_CVM_52263-1_AA.2d_dxf.zip](#)

English

[3D PDF](#)



3D

Customer View Model

[ENG_CVM_CVM_52263-1_AA.3d_igs.zip](#)

English

Customer View Model

[ENG_CVM_CVM_52263-1_AA.3d_stp.zip](#)

English

By downloading the CAD file I accept and agree to the [Terms and Conditions](#) of use.

Product Specifications

Application Specification

English

Product Environmental Compliance

[MD_52263-1_021920182248_dmtec](#)

English

[MD_52263-1_021920182248_dmtec](#)

English

Instruction Sheets

Instruction Sheet (U.S.)

English

Agency Approvals

UL Report

English

UL Report

English