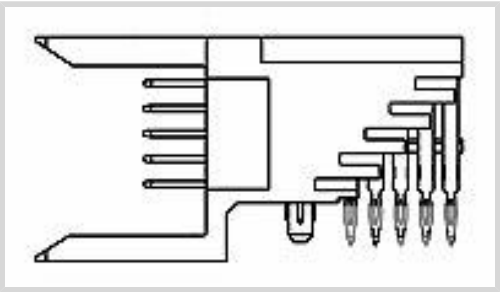




Connectors > PCB Connectors > Backplane Connectors > Backplane Connector Housings



Connector System: **Board-to-Board**

Number of Positions: **30**

Centerline (Pitch): **2 mm**

Row-to-Row Spacing: **2 mm**

Number of Rows: **5**

Features

Product Type Features

Connector System	Board-to-Board
Connector & Housing Type	Housing for Male Terminals
Sealable	Yes
Connector & Contact Terminates To	Printed Circuit Board

Configuration Features

Number of Positions	30
Number of Rows	5
Number of Columns	6

Contact Features

Contact Current Rating (Max)	1 A
------------------------------	-----

Mechanical Attachment

Connector Mounting Type	Board Mount
-------------------------	-------------

Housing Features

Centerline (Pitch)	2 mm
--------------------	------

Dimensions

Row-to-Row Spacing	2 mm
--------------------	------

Usage Conditions

--	--



Operating Temperature Range	-55 – 125 °C
-----------------------------	--------------

Operation/Application

Circuit Application	Signal
---------------------	--------

Product Compliance


For compliance documentation, visit the product page on TE.com>

EU RoHS Directive 2011/65/EU	Compliant
EU ELV Directive 2000/53/EC	Compliant
China RoHS 2 Directive MIIT Order No 32, 2016	No Restricted Materials Above Threshold
EU REACH Regulation (EC) No. 1907/2006	Current ECHA Candidate List: JUNE 2023 (235) Candidate List Declared Against: JUNE 2023 (235) Does not contain REACH SVHC
Halogen Content	BFR/CFR/PVC Free, but Br/Cl >900 ppm in other sources.
Solder Process Capability	Not applicable for solder process capability


Product Compliance Disclaimer

This information is provided based on reasonable inquiry of our suppliers and represents our current actual knowledge based on the information they provided. This information is subject to change. The part numbers that TE has identified as EU RoHS compliant have a maximum concentration of 0.1% by weight in homogenous materials for lead, hexavalent chromium, mercury, PBB, PBDE, DBP, BBP, DEHP, DIBP, and 0.01% for cadmium, or qualify for an exemption to these limits as defined in the Annexes of Directive 2011/65/EU (RoHS2). Finished electrical and electronic equipment products will be CE marked as required by Directive 2011/65/EU. Components may not be CE marked. Additionally, the part numbers that TE has identified as EU ELV compliant have a maximum concentration of 0.1% by weight in homogenous materials for lead, hexavalent chromium, and mercury, and 0.01% for cadmium, or qualify for an exemption to these limits as defined in the Annexes of Directive 2000/53/EC (ELV). Regarding the REACH Regulation, the information TE provides on SVHC in articles for this part number is based on the latest European Chemicals Agency (ECHA) ‘Guidance on requirements for substances in articles’ posted at this URL: <https://echa.europa.eu/guidance-documents/guidance-on-reach>


Compatible Parts




TE Part # 5223008-1
FB-5R,ASY,030,SIG,REC,EN,3.55



TE Part # 5223004-1
FB-5R,ASY,30,SIG,REC,SL,2.73

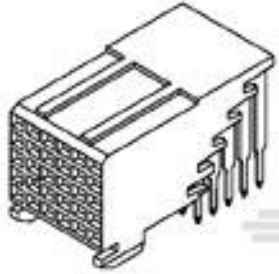


TE Part # 5223007-1
FB-5R,ASY,300,SIG,REC,SL,3.53

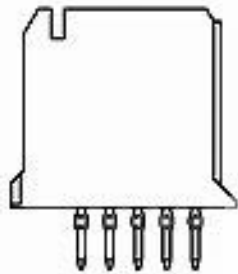


TE Part # 5223652-1
2MM FB,5RV,REC,ASY,030,PF,4.25





TE Part # 223004-1
FB-5R,ASY,030,SIG,REC,SL,2.73




TE Part # 5223668-1
2MM FB,5RV,REC,ASY,030,PF,3.20

Also in the Series | Z-PACK Future Bus+



Backplane Connector Housings(19)



Hard Metric Backplane Connectors(1)



Rectangular Power Connectors(35)

Customers Also Bought



TE Part #5747844-6
09 MSFL RCPT RA 318 (SL,FM,BL)



TE Part #1489951-1
XFP CAGE ASSEMBLY



TE Part #640445-3
03P MTA156 HDR ASSY FL/STR SN




TE Part #1489948-2
XFP HEAT SINK CLIP, PLATED



TE Part #1761394-1
DUST COVER, SFP, GANGED & STACKED



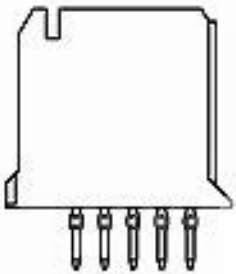
TE Part #1761987-5
Right Angle Receptacle 38 Posi



TE Part #5787446-1
HDR ASY,VERT,NO KEY,RET TAIL



TE Part #1542706-3
XFP. MSA NETWORK APPLICATION H



TE Part #5223652-1
2MM FB,5RV,REC,ASY,030,PF,4.25



Documents

CAD Files

3D PDF

3D

Customer View Model

ENG_CVM_CVM_5223524-1_O.2d_dxf.zip

English

Customer View Model

ENG_CVM_CVM_5223524-1_O.3d_igs.zip

English

Customer View Model

ENG_CVM_CVM_5223524-1_O.3d_stp.zip

English

By downloading the CAD file I accept and agree to the [Terms and Conditions](#) of use.

Product Specifications

Application Specification

English

Product Environmental Compliance

Product Compliance

English

Product Compliance

English

Agency Approvals

UL Report

English