

521451-2 ✓ ACTIVE

Ultra-Pod | Ultra-Pod 250

TE Internal #: 521451-2

Quick Disconnects, Tab, 18 – 14 AWG Wire Size, .82 – 2.08 mm²

Wire Size, Mating Tab Width 6.35 mm [.25 in], Straight, Brass, Ultra-Pod 250

[View on TE.com >](#)



Terminals & Splices > Quick Disconnects



Quick Disconnect Terminal Type: **Tab**

Wire Size: **.82 – 2.08 mm²**

Mating Tab Width: **6.35 mm [.25 in]**

Mating Tab Thickness: **.81 mm [.032 in]**

Features

Product Type Features

Insertion Force	Low
-----------------	-----

Configuration Features

Connection Capacity	Single
---------------------	--------

Compatible With Wire & Cable Type	Discrete Wire
-----------------------------------	---------------

Electrical Characteristics

Voltage Rating	600 V
----------------	-------

Body Features

Insulation Material	Nylon
---------------------	-------

Contact Features

Quick Disconnect Terminal Type	Tab
--------------------------------	-----

Mating Tab Width	6.35 mm [.25 in]
------------------	------------------

Mating Tab Thickness	.81 mm [.032 in]
----------------------	------------------

Terminal Orientation	Straight
----------------------	----------

Contact Base Material	Brass
-----------------------	-------



Terminal Plating Material	Tin
---------------------------	-----

Crimp Type	F-Crimp
------------	---------

Barrel Type	Open
-------------	------

Termination Features

Product Terminates To	Wire & Cable
-----------------------	--------------

Mechanical Attachment

Wire Insulation Support	With
-------------------------	------

Dimensions

Terminal Material Thickness	.4 mm[.015 in]
-----------------------------	----------------

Product Length	38.87 mm[1.53 in]
----------------	-------------------

Compatible Insulation Diameter Range	3.3 – 4.57 mm[.13 – .18 in]
--------------------------------------	-----------------------------

Wire Size	.82 – 2.08 mm ²
-----------	----------------------------

Usage Conditions

Insulation Option	Fully Insulated
-------------------	-----------------

Operating Temperature Range	-40 – 150 °C[-40 – 302 °F]
-----------------------------	----------------------------

Industry Standards

Agency/Standard	CSA, UL
-----------------	---------

Approved Standards	UL E66717
--------------------	-----------

UL Flammability Rating	UL 94V-0
------------------------	----------

Packaging Features

Packaging Quantity	1500
--------------------	------

Packaging Method	Strip/Reel
------------------	------------

Other

Barrel Color	Natural
--------------	---------

Product Compliance

[For compliance documentation, visit the product page on TE.com>](#)

EU RoHS Directive 2011/65/EU	Compliant
------------------------------	-----------

EU ELV Directive 2000/53/EC	Compliant
-----------------------------	-----------

China RoHS 2 Directive MIIT Order No 32, 2016	No Restricted Materials Above Threshold
-----------------------------------------------	-----------------------------------------

EU REACH Regulation (EC) No. 1907/2006	Current ECHA Candidate List: JUNE 2023 (235)
----------------------------------------	-------------------------------------------------



Candidate List Declared Against: JUNE
 2023 (235)
 Does not contain REACH SVHC

Halogen Content	Not Low Halogen - contains Br or Cl > 900 ppm.
Solder Process Capability	Not applicable for solder process capability

Product Compliance Disclaimer

This information is provided based on reasonable inquiry of our suppliers and represents our current actual knowledge based on the information they provided. This information is subject to change. The part numbers that TE has identified as EU RoHS compliant have a maximum concentration of 0.1% by weight in homogenous materials for lead, hexavalent chromium, mercury, PBB, PBDE, DBP, BBP, DEHP, DIBP, and 0.01% for cadmium, or qualify for an exemption to these limits as defined in the Annexes of Directive 2011/65/EU (RoHS2). Finished electrical and electronic equipment products will be CE marked as required by Directive 2011/65/EU. Components may not be CE marked. Additionally, the part numbers that TE has identified as EU ELV compliant have a maximum concentration of 0.1% by weight in homogenous materials for lead, hexavalent chromium, and mercury, and 0.01% for cadmium, or qualify for an exemption to these limits as defined in the Annexes of Directive 2000/53/EC (ELV). Regarding the REACH Regulation, the information TE provides on SVHC in articles for this part number is based on the latest European Chemicals Agency (ECHA) 'Guidance on requirements for substances in articles' posted at this URL: <https://echa.europa.eu/guidance-documents/guidance-on-reach>

Compatible Parts




TE Part # 521217-2
 ULTRA-POD 250 ASSY TAB 18-14
 AWG TPBR



TE Part # 521227-2
 ULTRA-POD 250 ASSY TAB 12-10
 AWG TPBR




TE Part # 680834-2
 .250 U-POD 9SM110F210F K




TE Part # 680834-1
 .250 U-POD 9SM110F210F T

Also in the Series | Ultra-Pod 250



Insertion & Extraction Tools(2)



Quick Disconnects(43)

Customers Also Bought



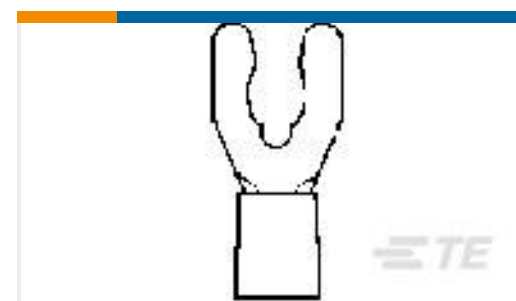
TE Part #969191-2
FLA-STE-GEH2,8 8P



TE Part #1971778-4
PTL TPA HIGH TEMP 2 x 4 BLACK



TE Part #1-1971773-3
PTL 1X3 PLUG HSG STD TEMP KEY A
NAT



TE Part #52951-3
PG SPR SPD 22-16COM22-18MIL 10
NAT



TE Part #8-2378158-2
Power Versa-Lock CAP, 1X2 KEY H



TE Part #1971787-2
PTL RECEPTACLE CONTACT, 2X18
AWG



TE Part #641775-2
04P UMNL STR/REL NATL



TE Part #2334614-2
Power Versa-Lock BACK COVER 2P

Documents

Product Drawings

ULTRA-POD 250 ASSY TAB 18-14 AWG TPBR

English

CAD Files

3D PDF

3D

Customer View Model

[ENG_CVM_CVM_521451-2_D.2d_dxf.zip](#)

English

Customer View Model

[ENG_CVM_CVM_521451-2_D.3d_igs.zip](#)

English

Customer View Model

[ENG_CVM_CVM_521451-2_D.3d_stp.zip](#)

English

By downloading the CAD file I accept and agree to the [Terms and Conditions](#) of use.

Datasheets & Catalog Pages

Ultra-Fast and Ultra Fast Plus

English

Product Specifications

Application Specification

English

Product Environmental Compliance

TE Material Declaration



English

[Agency Approvals](#)

[UL Report](#)

English