

52124-1 ✓ ACTIVE




## PIDG

TE Internal #: 52124-1

Closed Ring Tongue Terminal, 26 – 22 AWG, #10 Stud Size, 4.82 mm [.19 in] Stud Diameter, Closed Barrel, Straight, Tin, Partially Insulated, PIDG

[View on TE.com >](#)

Terminals & Splices > Ring Terminals > PIDG Ring Tongue Terminals



Ring Terminal Product Type: Closed Ring Tongue Terminal

Wire Size: 202 – 810 CMA

Stud Size: #10

[All PIDG Ring Tongue Terminals \(418\)](#)

## Features

### Product Type Features

Ring Terminal Product Type	Closed Ring Tongue Terminal
Stud Size	#10
Sealable	No
Wire Insulation Support Retention Type	Insulation Support

### Configuration Features

Number of Holes	1
-----------------	---

### Electrical Characteristics

Voltage Rating	300 V
----------------	-------

### Body Features

Insulation Sleeve Color	Yellow
Stripe Color	Yellow

### Contact Features

Barrel Type	Closed
-------------	--------



Terminal Orientation	Straight
----------------------	----------

Terminal Plating Material	Tin
---------------------------	-----

### Mechanical Attachment

Wire Insulation Support	With
-------------------------	------

### Dimensions

Wire Size	202 – 810 CMA
-----------	---------------

Stud Diameter	4.82 mm [.19 in]
---------------	------------------

Tongue Thickness	.79 mm [.031 in]
------------------	------------------

Product Length	19.4 mm [.765 in]
----------------	-------------------

Compatible Insulation Diameter (Max)	2.08 mm [.082 in]
--------------------------------------	-------------------

Compatible Insulation Diameter Range	1.27 – 2.08 mm [.05 – .082 in]
--------------------------------------	--------------------------------

### Usage Conditions

Insulation Option	Partially Insulated
-------------------	---------------------

Operating Temperature Range	105 °C [221 °F]
-----------------------------	-----------------

### Operation/Application

Compatible With Wire Base Material	Copper
------------------------------------	--------

Compatible With Wire Plating Material	Tin
---------------------------------------	-----

### Industry Standards

Government Qualified Terminal	No
-------------------------------	----

### Packaging Features

Packaging Quantity	1000
--------------------	------

Packaging Method	Loose Piece
------------------	-------------

### Product Compliance

[For compliance documentation, visit the product page on TE.com>](#)

EU RoHS Directive 2011/65/EU	Compliant
------------------------------	-----------

EU ELV Directive 2000/53/EC	Compliant
-----------------------------	-----------

China RoHS 2 Directive MIIT Order No 32, 2016	No Restricted Materials Above Threshold
---	---

EU REACH Regulation (EC) No. 1907/2006	Current ECHA Candidate List: JUNE 2023 (235) Candidate List Declared Against: JUNE 2023 (235) Does not contain REACH SVHC
--	---

Halogen Content	Low Halogen - Br, Cl, F, I < 900 ppm per homogenous material. Also BFR/CFR/PVC Free
Solder Process Capability	Not applicable for solder process capability

Product Compliance Disclaimer

This information is provided based on reasonable inquiry of our suppliers and represents our current actual knowledge based on the information they provided. This information is subject to change. The part numbers that TE has identified as EU RoHS compliant have a maximum concentration of 0.1% by weight in homogenous materials for lead, hexavalent chromium, mercury, PBB, PBDE, DBP, BBP, DEHP, DIBP, and 0.01% for cadmium, or qualify for an exemption to these limits as defined in the Annexes of Directive 2011/65/EU (RoHS2). Finished electrical and electronic equipment products will be CE marked as required by Directive 2011/65/EU. Components may not be CE marked. Additionally, the part numbers that TE has identified as EU ELV compliant have a maximum concentration of 0.1% by weight in homogenous materials for lead, hexavalent chromium, and mercury, and 0.01% for cadmium, or qualify for an exemption to these limits as defined in the Annexes of Directive 2000/53/EC (ELV). Regarding the REACH Regulation, the information TE provides on SVHC in articles for this part number is based on the latest European Chemicals Agency (ECHA) 'Guidance on requirements for substances in articles' posted at this URL: <https://echa.europa.eu/guidance-documents/guidance-on-reach>

### Compatible Parts



TE Part # 46121  
DAHT PG PIDG 26-22 ASSY




TE Part # 59275  
T-HEAD PIDG PG SH 26-20 ASSY




TE Part # 69344  
PIDG 26-22 DIE SET

### Also in the Series | PIDG




Compression Connectors(17)




Crimp Terminal Housings(1)




Crimp Wire Pins, Tabs & Ferrules(41)




Hand Crimping Tools(2)




Knife Disconnects(11)



PCB Terminals(7)




Quick Disconnects(49)



Ring Terminals(611)



Spade Terminals(233)



Special Purpose Terminals(1)



Splices(46)

## Customers Also Bought

TE Part #640250-7  
07P SL156 HSG W/LCK RAMP NATLTE Part #324918  
PIDG Ring Tongue TerminalsTE Part #NB-PTCO-011  
Pt100, 2.0x2.3, Class A, PTFC101A1G0TE Part #770258-1  
SL.156 .045 POST CONTACT AUTE Part #2324697-3  
PUSH GRIP CONNECTOR 3PTE Part #3-644038-2  
02P MTA100 CONN ASSY POL 15AUTE Part #6609043-5  
20VV6=F7771 S0TE Part #35476  
TERMINAL,SOLIS R 12-10 6TE Part #31805  
TERMINAL,SOLIS R 12-10 10

## Documents

### Product Drawings

TERMINAL, PIDG, R 26-22 10

English

### CAD Files

3D PDF

3D

Customer View Model

ENG\_CVM\_CVM\_52124-1\_H.2d\_dxf.zip



English

Customer View Model

[ENG\\_CVM\\_CVM\\_52124-1\\_H.3d\\_igs.zip](#)

English

Customer View Model

[ENG\\_CVM\\_CVM\\_52124-1\\_H.3d\\_stp.zip](#)

English

By downloading the CAD file I accept and agree to the [Terms and Conditions](#) of use.

---

### Product Specifications

[Application Specification](#)

English

---

### Product Environmental Compliance

[Product Compliance](#)

English

[Product Compliance](#)

English