

521213-2 x OBSOLETE

Ultra-Pod | Ultra-Pod 250

TE Internal #: 521213-2

TE Internal Description: ULTRA-POD 250 ASSY REC 18-14 AWG

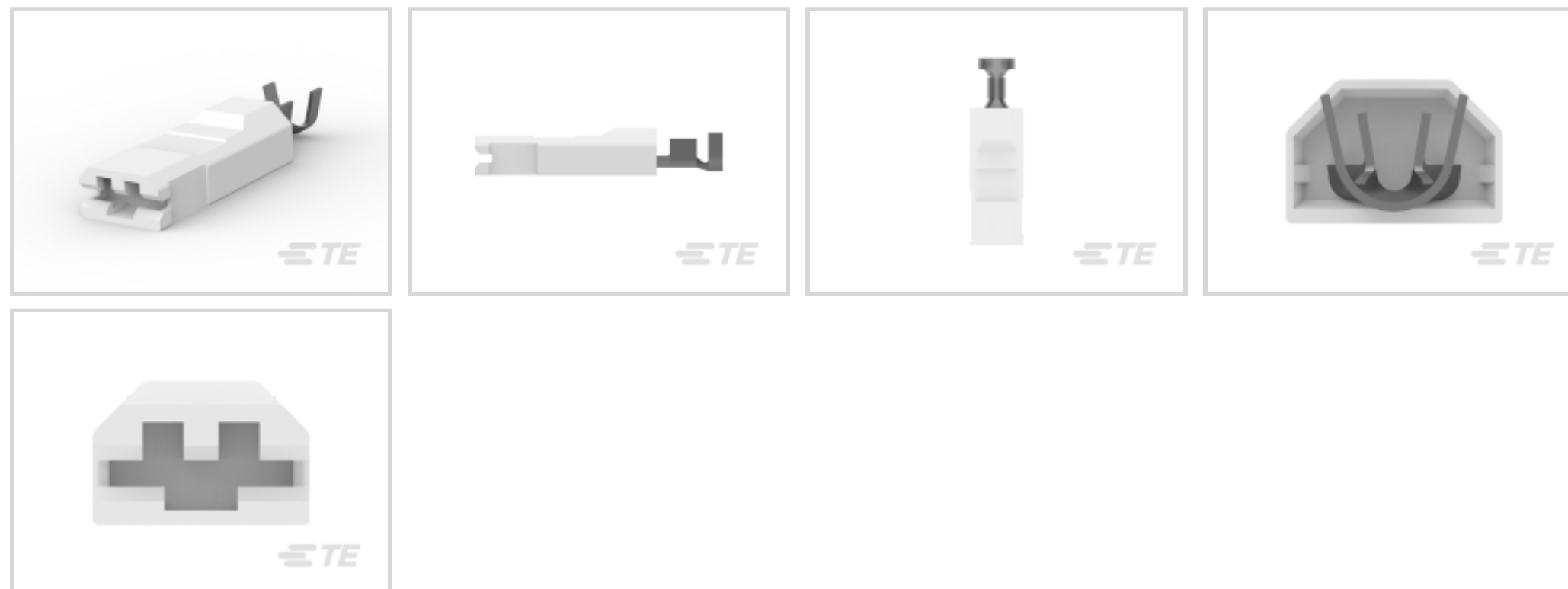
TPBR

ULTRA POD: Straight, Receptacle Assembly, Tin Plated, 0.25 inch

[View on TE.com >](#)



Terminals & Splices > Quick Disconnects > ULTRA POD: Straight, Receptacle Assembly, Tin Plated, 0.25 inch



Quick Disconnect Terminal Type: **Receptacle**

Wire Size: **.82 – 2.08 mm²**

Mating Tab Width: **6.35 mm [.25 in]**

Mating Tab Thickness: **.81 mm [.032 in]**

[All ULTRA POD: Straight, Receptacle Assembly, Tin Plated, 0.25 inch \(13\)](#)

Features

Product Type Features

Insertion Force	Low
-----------------	-----

Configuration Features

Connection Capacity	Single
---------------------	--------

Compatible With Wire & Cable Type	Discrete Wire
-----------------------------------	---------------

Electrical Characteristics

Voltage Rating	600 V
----------------	-------

Body Features

Insulation Material	Nylon
---------------------	-------

Contact Features

Quick Disconnect Terminal Type	Receptacle
--------------------------------	------------

Mating Tab Width	6.35 mm[.25 in]
------------------	-----------------

Mating Tab Thickness	.81 mm[.032 in]
----------------------	-----------------

Terminal Orientation	Straight
----------------------	----------

Contact Base Material	Brass
Terminal Plating Material	Tin
Crimp Type	F-Crimp
Barrel Type	Open

Termination Features

Product Terminates To	Wire & Cable
-----------------------	--------------

Mechanical Attachment

Wire Insulation Support	With
-------------------------	------

Dimensions

Terminal Material Thickness	.41 mm[.016 in]
Product Length	33.53 mm[1.32 in]
Compatible Insulation Diameter Range	2.79 – 4.57 mm[.11 – .18 in]
Wire Size	.82 – 2.08 mm ²

Usage Conditions

Insulation Option	Fully Insulated
Operating Temperature Range	-40 – 150 °C[-40 – 302 °F]

Industry Standards

Agency/Standard	CSA, UL
UL Flammability Rating	UL 94V-2

Packaging Features

Packaging Quantity	2000
Packaging Method	Strip/Reel

Other

Barrel Color	Natural
--------------	---------

Product Compliance

[For compliance documentation, visit the product page on TE.com>](#)

EU RoHS Directive 2011/65/EU	Compliant
EU ELV Directive 2000/53/EC	Compliant
China RoHS 2 Directive MIIT Order No 32, 2016	No Restricted Materials Above Threshold
EU REACH Regulation (EC) No. 1907/2006	Current ECHA Candidate List: JUNE 2023 (235)



Candidate List Declared Against: JUNE 2022 (224)

Does not contain REACH SVHC

Halogen Content

BFR/CFR/PVC Free, but Br/Cl >900 ppm in other sources.

Solder Process Capability

Not applicable for solder process capability


Product Compliance Disclaimer

This information is provided based on reasonable inquiry of our suppliers and represents our current actual knowledge based on the information they provided. This information is subject to change. The part numbers that TE has identified as EU RoHS compliant have a maximum concentration of 0.1% by weight in homogenous materials for lead, hexavalent chromium, mercury, PBB, PBDE, DBP, BBP, DEHP, DIBP, and 0.01% for cadmium, or qualify for an exemption to these limits as defined in the Annexes of Directive 2011/65/EU (RoHS2). Finished electrical and electronic equipment products will be CE marked as required by Directive 2011/65/EU. Components may not be CE marked. Additionally, the part numbers that TE has identified as EU ELV compliant have a maximum concentration of 0.1% by weight in homogenous materials for lead, hexavalent chromium, and mercury, and 0.01% for cadmium, or qualify for an exemption to these limits as defined in the Annexes of Directive 2000/53/EC (ELV). Regarding the REACH Regulation, the information TE provides on SVHC in articles for this part number is based on the latest European Chemicals Agency (ECHA) 'Guidance on requirements for substances in articles' posted at this URL: <https://echa.europa.eu/guidance-documents/guidance-on-reach>

Also in the Series | Ultra-Pod 250



Insertion & Extraction Tools(2)



Quick Disconnects(43)


Customers Also Bought



TE Part #T4113001041-000
M12,MALE,RA,A CODE,4P,PG7,GOLD



TE Part #T4141012041-000
M12,REAR MOUNTING,FEMALE,A CODE,4P



TE Part #6-5530843-5
CONN SEC II 31 POS 100C/L



TE Part #4-1825059-1
ADF08ST04=DIP SWT,FLUSH,SMT-GW



Documents

CAD Files

Customer View Model

[ENG_CVM_CVM_521213-2_G.2d_dxf.zip](#)

English

3D PDF

3D

Customer View Model

[ENG_CVM_CVM_521213-2_G.3d_igs.zip](#)

English

Customer View Model

[ENG_CVM_CVM_521213-2_G.3d_stp.zip](#)

English

By downloading the CAD file I accept and agree to the [Terms and Conditions](#) of use.

Datasheets & Catalog Pages

[Ultra-Fast and Ultra Fast Plus](#)

English

Product Specifications

[Application Specification](#)

English

[Application Specification](#)

English

Agency Approvals

[Agency Approval Document](#)

English

