

5172068-1 ✓ ACTIVE



## Standard Drawer

TE Internal #: 5172068-1

Housing, Receptacle, Wire-to-Wire / Wire-to-Board, 16 Position, .197 in [5 mm] Centerline, Crimp, 2 Row, Blue, Mating Retention, Standard Drawer

[View on TE.com >](#)

[Connectors >](#) [PCB Connectors >](#) [Wire-to-Board Connectors >](#) [Wire-to-Board Connector Assemblies & Housings >](#)

[Standard Drawer Receptacle Housings](#)



Connector Product Type: **Housing**

Connector & Housing Type: **Receptacle**

Connector System: **Wire-to-Board, Wire-to-Wire**

Number of Positions: **16**

Centerline (Pitch): **5 mm [ .197 in ]**

[All Standard Drawer Receptacle Housings \(12\)](#)

## Features

### Product Type Features

Connector Product Type	Housing
Connector & Housing Type	Receptacle
Connector System	Wire-to-Board, Wire-to-Wire
Sealable	No
Connector & Contact Terminates To	Wire & Cable

### Configuration Features

Number of Signal Positions	4
Number of Positions	16
Number of Rows	2

### Electrical Characteristics

Termination Resistance	16 mΩ
Operating Voltage	250 V

### Body Features

Primary Product Color	Blue
-----------------------	------

### Contact Features



Contact Base Material	Phosphor Bronze
-----------------------	-----------------

Contact Current Rating (Max)	15 A
------------------------------	------

### Termination Features

Termination Method to Wire & Cable	Crimp
------------------------------------	-------

### Mechanical Attachment

PCB Mount Retention	Without
---------------------	---------

Mating Retention	With
------------------	------

Connector Mounting Type	Cable Mount (Free-Hanging)
-------------------------	----------------------------

### Housing Features

Housing Material	PBT GF
------------------	--------

Centerline (Pitch)	5 mm [.197 in]
--------------------	----------------

### Dimensions

Connector Length	71.2 mm [2.8 in]
------------------	------------------

Connector Height	26.3 mm [1.035 in]
------------------	--------------------

Connector Width	25 mm
-----------------	-------

	2.8 in
--	--------

Wire Size	.22 – 2.18 mm <sup>2</sup>
-----------	----------------------------

Row-to-Row Spacing	3 mm [.12 in]
--------------------	---------------

### Usage Conditions

Operating Temperature Range	-20 – 120 °C [-4 – 248 °F]
-----------------------------	----------------------------

### Operation/Application

Circuit Application	Power & Signal
---------------------	----------------

### Industry Standards

UL Flammability Rating	UL 94V-0
------------------------	----------

### Packaging Features

Packaging Method	Box & Carton
------------------	--------------

### Other

Discrete Wire Connector Comment	Mating Hsg - 172059- Contacts - 170311, 170312, 170484, 170313, 170314, 170496
---------------------------------	--

### Product Compliance

[For compliance documentation, visit the product page on TE.com>](#)



EU RoHS Directive 2011/65/EU	Compliant
EU ELV Directive 2000/53/EC	Compliant with Exemptions
China RoHS 2 Directive MIIT Order No 32, 2016	No Restricted Materials Above Threshold
EU REACH Regulation (EC) No. 1907/2006	Current ECHA Candidate List: JUNE 2023 (235) Candidate List Declared Against: JAN 2023 (233) Does not contain REACH SVHC
Halogen Content	Low Halogen - Br, Cl, F, I < 900 ppm per homogenous material. Also BFR/CFR/PVC Free
Solder Process Capability	Not applicable for solder process capability


Product Compliance Disclaimer

This information is provided based on reasonable inquiry of our suppliers and represents our current actual knowledge based on the information they provided. This information is subject to change. The part numbers that TE has identified as EU RoHS compliant have a maximum concentration of 0.1% by weight in homogenous materials for lead, hexavalent chromium, mercury, PBB, PBDE, DBP, BBP, DEHP, DIBP, and 0.01% for cadmium, or qualify for an exemption to these limits as defined in the Annexes of Directive 2011/65/EU (RoHS2). Finished electrical and electronic equipment products will be CE marked as required by Directive 2011/65/EU. Components may not be CE marked. Additionally, the part numbers that TE has identified as EU ELV compliant have a maximum concentration of 0.1% by weight in homogenous materials for lead, hexavalent chromium, and mercury, and 0.01% for cadmium, or qualify for an exemption to these limits as defined in the Annexes of Directive 2000/53/EC (ELV). Regarding the REACH Regulation, the information TE provides on SVHC in articles for this part number is based on the latest European Chemicals Agency (ECHA) 'Guidance on requirements for substances in articles' posted at this URL: <https://echa.europa.eu/guidance-documents/guidance-on-reach>

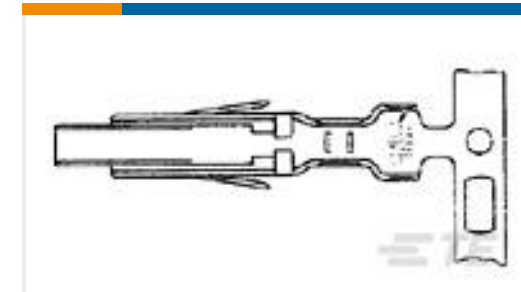


## Compatible Parts



Also in the Series | [Standard Drawer](#)

Wire-to-Board Connector Assemblies  
& Housings(20)

## Customers Also Bought

TE Part #0528-001-5005  
BKSHL, 50P, BLK, PLG, RA, NW 17TE Part #172059-1  
MALE HSG DRAWERTE Part #3-1825910-1  
FSM16JH=6MM TACT SWITCH, HIGH  
TEMPTE Part #170311-1  
CONTACT FOR DRAWER CONNTE Part #1617125-5  
JMAW-26XL = M39016/9-018LTE Part #4-1879353-2  
RR02 5% 220K AMMOTE Part #5-1879353-1  
RR02 5% 510K AMMOTE Part #DT06-12SB-B016  
PLG, 12P, BLK, N, ENH KEY, BTE Part #1977264-2  
FSM4LPASTR=TACT SWITCH,SMT,  
T&RTE Part #3-662184-1  
ANVIL, COMBINATION

## Documents

### Product Drawings

16P FEMALE HSG ASSY DROWER

English

### CAD Files

3D PDF

English

Customer View Model

ENG\_CVM\_5172068-1\_A.2d\_dxf.zip



English

**Customer View Model**

[ENG\\_CVM\\_5172068-1\\_A.3d\\_igs.zip](#)

English

**Customer View Model**

[ENG\\_CVM\\_5172068-1\\_A.3d\\_stp.zip](#)

English

By downloading the CAD file I accept and agree to the [Terms and Conditions](#) of use.

---

### Datasheets & Catalog Pages

[POWER\\_CONNECTORS\\_CATALOG\\_SEC02\\_CABLE\\_MOUNTED](#)

English

[Low Power Drawer Connectors QRG](#)

English

---

### Product Specifications

[Crimping Drawer Connector Contacts](#)

English

[Application Specification](#)

English

---

### Agency Approvals

[UL](#)

English