

5161390-1 ✓ ACTIVE

[Alcoswitch](#) | [Alcoswitch DIP](#)

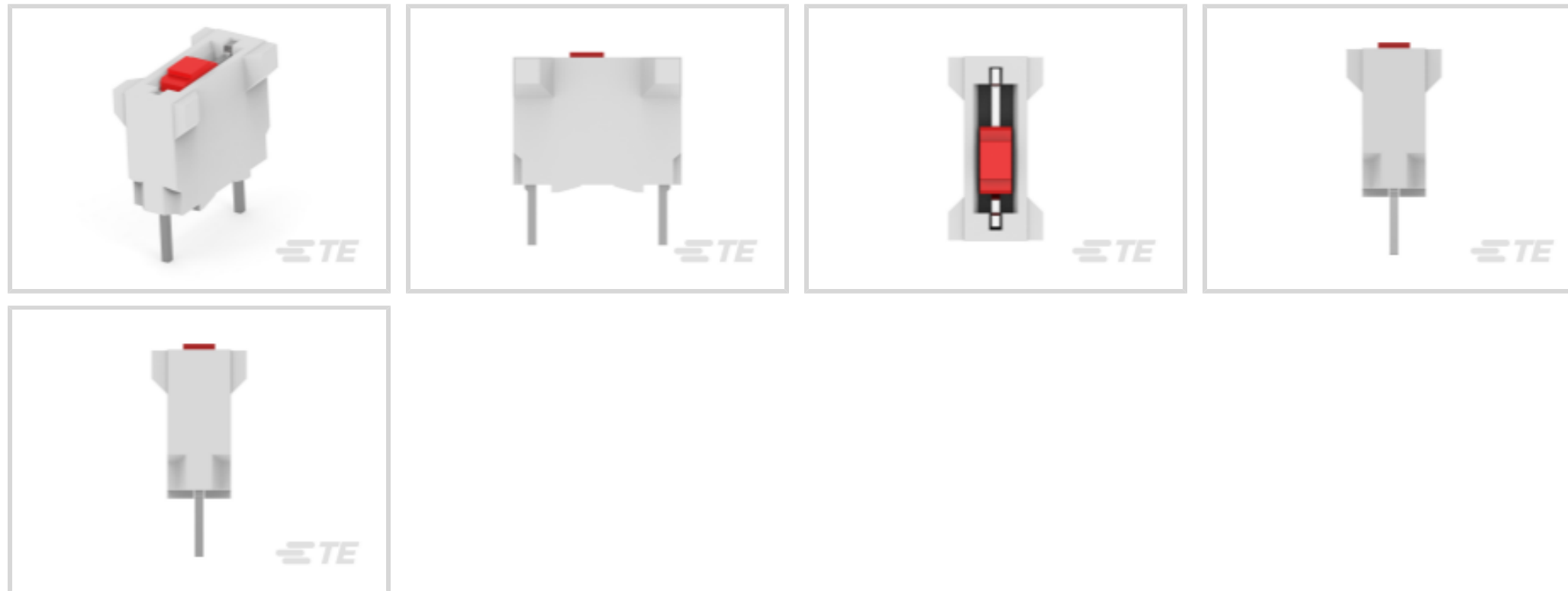
TE Internal #: 5161390-1

DIP & SIP Switches, Switch, Tin, Natural Housing, Nylon - GF, 1 Switch, -25 – 70 °C, DIP, Slide Actuator Style, .01 A, Alcoswitch DIP

[View on TE.com >](#)



Relays, Contactors & Switches > Switches > DIP & SIP Switches



DIP & SIP Switch Product Type: **Switch**

DIP & SIP Switch Contact Mating Area Plating Material: **Tin**

DIP & SIP Switch Housing Color: **Natural**

DIP & SIP Switch Housing Material: **Nylon - GF**

Auto-Insertable: **No**

Features

Product Type Features

DIP & SIP Switch Product Type	Switch
Sealed DIP & SIP Switch	No
DIP & SIP Switch Type	DIP
Actuator Style	Slide

Configuration Features

Number of Positions	1
Number of Switches	1
Configuration (Pole-Throw)	Single Pole - Single Throw

Electrical Characteristics

DIP & SIP Switch Voltage Rating	50 VDC
---------------------------------	--------

Body Features

Actuator Color	Red
----------------	-----

Contact Features

Solder Tail Contact Plating	Tin
-----------------------------	-----



98.42 µin

DIP & SIP Switch Contact Mating Area Plating Material

Tin

Auto-Insertable

No

DIP & SIP Switch Contact Current Rating

.01 A

Contact Base Material

Phosphor Bronze

Termination Features

Termination Post Length

3.2 mm[.126 in]

Mechanical Attachment

Mounting Angle

Vertical

DIP & SIP Switch Mounting Type

Through Hole

Housing Features

DIP & SIP Switch Housing Color

Natural

DIP & SIP Switch Housing Material

Nylon - GF

DIP & SIP Switch Centerline

2.54 mm[.1 in]

Dimensions

Height

8.5 mm[.334 in]

Length

5.08 mm[.199 in]

Usage Conditions

Operating Temperature Range

-25 – 70 °C

Industry Standards

UL Flammability Rating

UL 94V-0

Packaging Features

Packaging Method

Box & Carton

Packaging Quantity

1000

Other

Comment

Soldering in "off" position only

Product Compliance

For compliance documentation, visit the product page on [TE.com](https://www.te.com)>

EU RoHS Directive 2011/65/EU

Compliant

EU ELV Directive 2000/53/EC

Compliant

China RoHS 2 Directive MIIT Order No 32, 2016

No Restricted Materials Above Threshold



EU REACH Regulation (EC) No. 1907/2006

Current ECHA Candidate List: JUNE 2023 (235)

Candidate List Declared Against: JUNE 2023 (235)

Does not contain REACH SVHC

Halogen Content

Not Low Halogen - contains Br or Cl > 900 ppm.

Solder Process Capability

Wave solder capable to 265°C

Product Compliance Disclaimer

This information is provided based on reasonable inquiry of our suppliers and represents our current actual knowledge based on the information they provided. This information is subject to change. The part numbers that TE has identified as EU RoHS compliant have a maximum concentration of 0.1% by weight in homogenous materials for lead, hexavalent chromium, mercury, PBB, PBDE, DBP, BBP, DEHP, DIBP, and 0.01% for cadmium, or qualify for an exemption to these limits as defined in the Annexes of Directive 2011/65/EU (RoHS2). Finished electrical and electronic equipment products will be CE marked as required by Directive 2011/65/EU. Components may not be CE marked. Additionally, the part numbers that TE has identified as EU ELV compliant have a maximum concentration of 0.1% by weight in homogenous materials for lead, hexavalent chromium, and mercury, and 0.01% for cadmium, or qualify for an exemption to these limits as defined in the Annexes of Directive 2000/53/EC (ELV). Regarding the REACH Regulation, the information TE provides on SVHC in articles for this part number is based on the latest European Chemicals Agency (ECHA) 'Guidance on requirements for substances in articles' posted at this URL: <https://echa.europa.eu/guidance-documents/guidance-on-reach>

Compatible Parts



TE Part # 1-5435802-5
RIGHT ANGLE DIP SW 4 P SEALED




TE Part # 5435166-5
DIP SW ASSY-BLK SPST-8POS



TE Part # 5435802-1
RIGHT ANGLE DIP SW 8P AU



TE Part # 5435802-9
RIGHT ANGLE DIP SW 8 P SEALED



TE Part # 2-5435802-0
RIGHT ANGLE DIP SW 10 P SEALED






TE Part # 5435802-5
RIGHT ANGLE DIP SW 6P AU




TE Part # 1-5435802-7
RIGHT ANGLE DIP SW 6 P SEALED



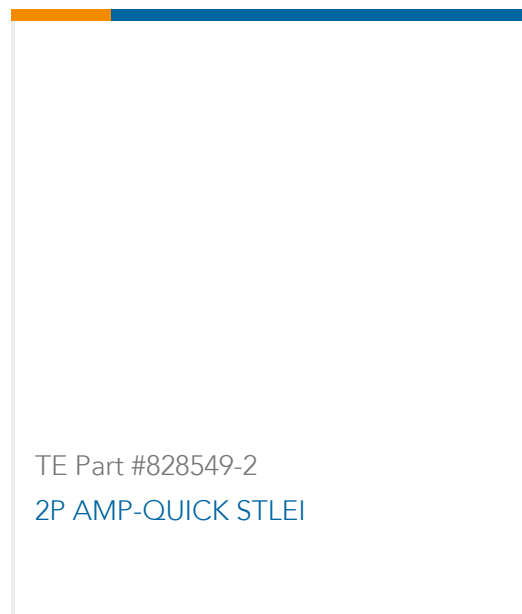

TE Part # 5435802-4
RIGHT ANGLE DIP SW 5P AU

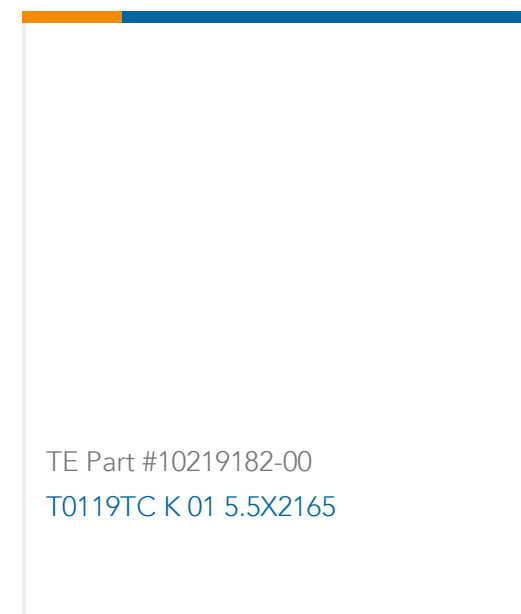
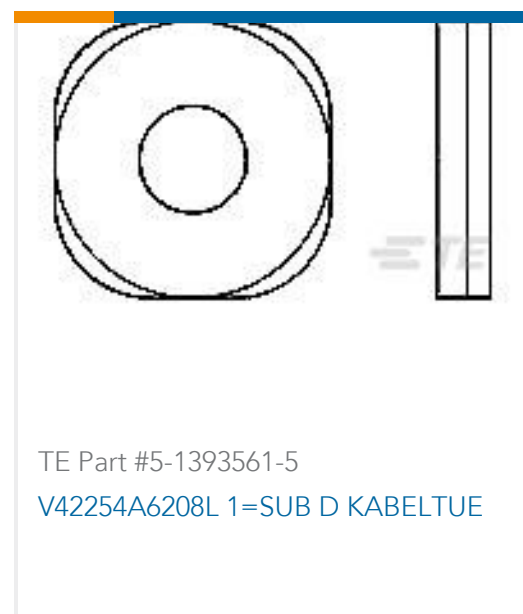
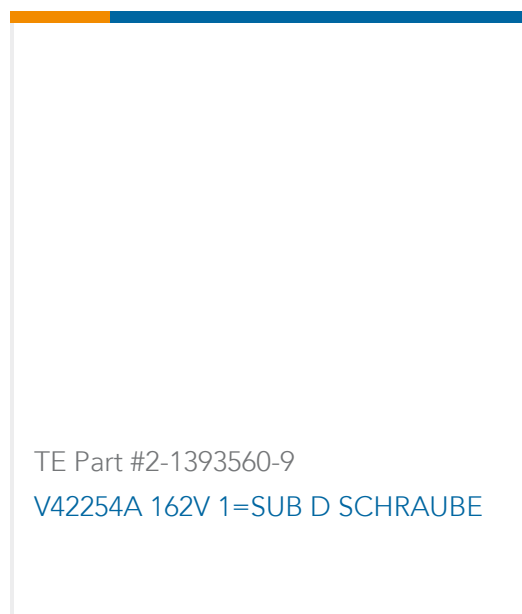


Also in the Series | Alcoswitch DIP



Customers Also Bought





Documents

Product Drawings

01P.DIP SWITCH ASSY

English

CAD Files

Customer View Model

[ENG_CVM_CVM_5161390-1_D.3d_igs.zip](#)

English

Customer View Model

[ENG_CVM_CVM_5161390-1_D.3d_stp.zip](#)

English

Customer View Model

[ENG_CVM_CVM_5161390-1_D.2d_dxf.zip](#)

English

3D PDF

3D

By downloading the CAD file I accept and agree to the [Terms and Conditions](#) of use.

Datasheets & Catalog Pages

[SWITCHES_CORE_PROGRAM_CATALOG](#)

English

Product Environmental Compliance

[MD_5161390-1_06082015317_dmtec](#)

English

[MD_5161390-1_06082015317_dmtec](#)

English