

5120790-1 ✓ ACTIVE

Z-PACK | Z-PACK HS3

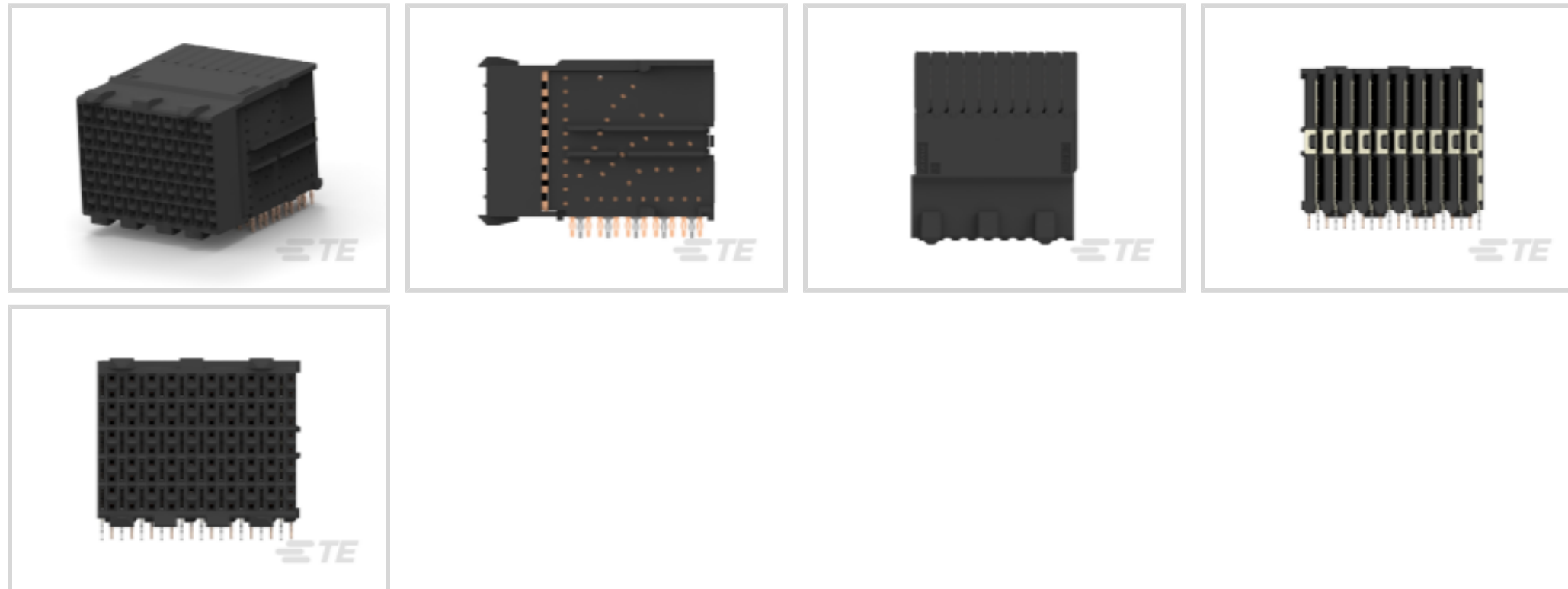
TE Internal #: 5120790-1

High Speed Backplane Connectors, 100 Position, Mating Alignment, Polarization Mating Alignment Type, 10 Row, 10 Column, Z-PACK HS3

[View on TE.com >](#)



Connectors > PCB Connectors > Backplane Connectors > High Speed Backplane Connectors



Connector System: **Board-to-Board**

Number of Positions: **100**

Row-to-Row Spacing: **2 mm [.078 in]**

Mating Alignment: **With**

Mating Alignment Type: **Polarization**

Features

Product Type Features

Backplane Module Type	Center
Connector System	Board-to-Board
PCB Connector Assembly Type	PCB Mount Receptacle
Shroud Style	Unshrouded
Connector & Contact Terminates To	Printed Circuit Board

Configuration Features

Stackable	No
Backplane Architecture	Traditional Backplane
Number of Positions	100
Number of Rows	10
Number of Columns	10
PCB Mount Orientation	Right Angle

Electrical Characteristics

Operating Voltage	250 VAC
-------------------	---------



Signal Characteristics

Number of Differential Pairs per Column	5
---	---

Body Features

Shield Material	Phosphor Bronze
-----------------	-----------------

Primary Product Color	Black
-----------------------	-------

Contact Features

Contact Type	Receptacle
--------------	------------

Contact Mating Area Plating Material Thickness	.5 μm [19.68 μin]
--	--

Contact Mating Area Plating Material	Tin
--------------------------------------	-----

PCB Contact Termination Area Plating Material Finish	Matte
--	-------

Contact Shape & Form	Dual Beam
----------------------	-----------

Contact Underplating Material	Nickel
-------------------------------	--------

PCB Contact Termination Area Plating Material	Tin
---	-----

Contact Base Material	Copper Alloy
-----------------------	--------------

Contact Current Rating (Max)	1.15 A
------------------------------	--------

Termination Features

Termination Post & Tail Length	2.1 mm[.055 in][.083 in]
--------------------------------	--------------------------

Termination Method to Printed Circuit Board	Through Hole - Press-Fit
---	--------------------------

Mechanical Attachment

Guide Hardware	Without
----------------	---------

Mating Retention	Without
------------------	---------

PCB Mount Retention	With
---------------------	------

PCB Mount Retention Type	Action/Compliant Tail
--------------------------	-----------------------

Mating Alignment	With
------------------	------

Mating Alignment Type	Polarization
-----------------------	--------------

Connector Mounting Type	Board Mount
-------------------------	-------------

Housing Features

Number of Shrouded Sides	0
--------------------------	---

Housing Material	Polyester - GF
------------------	----------------

Centerline (Pitch)	2.5 mm[.098 in]
--------------------	-----------------

Dimensions

Connector Length	25.48 mm[1.003 in]
------------------	--------------------



Connector Height	11.95 mm[.47 in]
Connector Width	21.1 mm[.831 in]
PCB Thickness (Recommended)	1.4 mm
PCB Hole Diameter	.05 mm[.002 in]
Row-to-Row Spacing	2 mm[.078 in]

Usage Conditions

Operating Temperature Range	-65 – 105 °C[-85 – 221 °F]
-----------------------------	----------------------------

Operation/Application

Circuit Application	Signal
---------------------	--------

Industry Standards

UL Flammability Rating	UL 94V-0
------------------------	----------

Packaging Features

Packaging Method	Tube
------------------	------

Product Compliance

[For compliance documentation, visit the product page on TE.com>](#)

EU RoHS Directive 2011/65/EU	Compliant
EU ELV Directive 2000/53/EC	Compliant
China RoHS 2 Directive MIIT Order No 32, 2016	No Restricted Materials Above Threshold
EU REACH Regulation (EC) No. 1907/2006	Current ECHA Candidate List: JUNE 2023 (235) Candidate List Declared Against: JUNE 2023 (235) Does not contain REACH SVHC
Halogen Content	Not Low Halogen - contains Br or Cl > 900 ppm.
Solder Process Capability	Not applicable for solder process capability

Product Compliance Disclaimer

This information is provided based on reasonable inquiry of our suppliers and represents our current actual knowledge based on the information they provided. This information is subject to change. The part numbers that TE has identified as EU RoHS compliant have a maximum concentration of 0.1% by weight in homogenous materials for lead, hexavalent chromium, mercury, PBB, PBDE, DBP, BBP, DEHP, DIBP, and 0.01% for cadmium, or qualify for an exemption to these limits as defined in the Annexes of Directive 2011/65/EU (RoHS2). Finished electrical and electronic equipment products will be CE marked as required by Directive 2011/65/EU. Components may not be CE marked. Additionally, the part numbers that TE has identified as EU ELV compliant have a maximum concentration of 0.1% by weight in homogenous materials for lead, hexavalent chromium, and mercury, and 0.01% for cadmium, or qualify for an exemption to these limits as defined in the Annexes of Directive 2000/53/EC (ELV). Regarding the REACH Regulation, the information TE provides

on SVHC in articles for this part number is based on the latest European Chemicals Agency (ECHA) 'Guidance on requirements for substances in articles' posted at this URL: <https://echa.europa.eu/guidance-documents/guidance-on-reach>

Compatible Parts



TE Part # 5120658-1
Z-PACK HS3 HDR ASY 10R 100P




TE Part # 5120658-2
Z-PACK HS3 HDR ASY 10R 100P



TE Part # 5120663-1
Z-PACK HS3 SHR ASY 10R 100 P



TE Part # 5120664-1
Z-PACK HS3 HDR ASY 10R 100P



TE Part # 5120664-2
Z-PACK HS3 HDR ASY 10R 100P



TE Part # 5120753-1
Z-PACK HS3 HDR ASY 10R 100P,HL



TE Part # 5120881-1
HS3 PIN SSY, 100 POSN FEED THR



TE Part # 5120909-1
10 ROW HS3 PIN ASSEMBLY



TE Part # 5120952-1
HS3 10 Row Header, sequenced, LF




TE Part # 6645401-1
Z-PACK HS3 HDR ASY 10R 100P Au /12PdNi

Also in the Series | Z-PACK HS3



Header & Receptacle Guide Hardware
(1)



High Speed Backplane Connectors(39)



PCB Connector Shrouds(2)

Customers Also Bought



TE Part #2110759-1
PT CONN ASSY 20 POS 16G SFP



TE Part #1888250-1
Low Profile, RJ45, 1x1, GRN/YEL



TE Part #1888653-3
2X1 OFFSET ST/JK WITH LEDS



TE Part #2007263-1
SFP+ 1x2 Cage Assembly



TE Part #2-178316-2
DYNAMIC D3100 HDR ASSY 6P V K/Y



TE Part #6116353-9
INV MJ, 1X2, PNL GND, LED(G/Y)



TE Part #1888507-4
2X4 OFFSET, SHLD, STJK ASY W/LED

Documents

Product Drawings

[ZP HS3 DB 10R REC 100P CT PD](#)

English

CAD Files

[3D PDF](#)

English

Customer View Model

[ENG_CVM_5120790-1_O1.2d_dxf.zip](#)

English

Customer View Model

[ENG_CVM_5120790-1_O1.3d_igs.zip](#)

English

Customer View Model

[ENG_CVM_5120790-1_O1.3d_stp.zip](#)

English

By downloading the CAD file I accept and agree to the [Terms and Conditions](#) of use.

Datasheets & Catalog Pages

[High Speed Backplane Connectors catalog - Z-PACK HS3 Connector](#)

English

[High Speed Backplane Interconnect Solutions Brochure 1654263-1](#)

English

Product Specifications

[Application Specification](#)

English



Product Environmental Compliance

TE Material Declaration

English