

5120528-1 ✓ ACTIVE



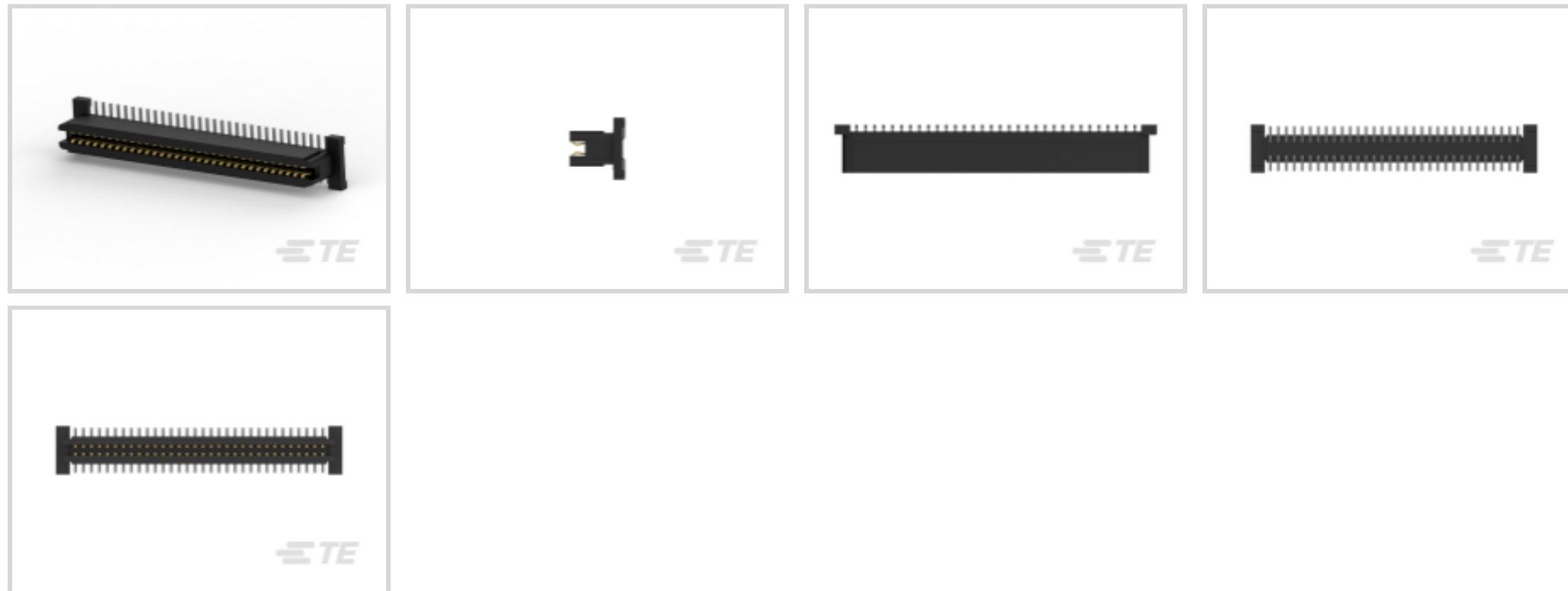
### Free Height

TE Internal #: 5120528-1

PCB Mount Receptacle, Vertical, Board-to-Board, 64 Position, 1 mm [.039 in] Centerline, Gold, Surface Mount, Signal, Black, Free Height

[View on TE.com >](#)

Connectors > PCB Connectors > PCB Headers & Receptacles > Free Height Receptacle Conn: Board-Board, Vertical, 64, 1mm



PCB Connector Assembly Type: **PCB Mount Receptacle**

PCB Mount Orientation: **Vertical**

Connector System: **Board-to-Board**

Number of Positions: **64**

Centerline (Pitch): **1 mm [ .039 in ]**

[All Free Height Receptacle Conn: Board-Board, Vertical, 64, 1mm \(57\)](#)

## Features

### Product Type Features

PCB Connector Assembly Type	PCB Mount Receptacle
Connector System	Board-to-Board
Sealable	No
Connector & Contact Terminates To	Printed Circuit Board

### Configuration Features

Number of Columns	32
Stackable	Yes
PCB Mount Orientation	Vertical
Number of Positions	64
Board-to-Board Configuration	Parallel

### Electrical Characteristics

Insulation Resistance	2 MΩ
Operating Voltage	250 VAC



### Signal Characteristics

Differential Signaling	Yes
------------------------	-----

### Body Features

Primary Product Color	Black
-----------------------	-------

### Contact Features

PCB Contact Termination Area Plating Material Thickness	3.81 $\mu\text{m}$ [150 $\mu\text{in}$ ]
Contact Layout	Inline
Mating Tab Width	.63 mm[.024 in]
Mating Tab Thickness	.2 mm[.008 in]
Contact Underplating Material Thickness	1.27 $\mu\text{m}$ [50 $\mu\text{in}$ ]
PCB Contact Termination Area Plating Material Finish	Matte
Contact Shape & Form	Single Beam, Square
PCB Contact Termination Area Plating Material	Tin
Contact Base Material	Phosphor Bronze
Contact Mating Area Plating Material	Gold
Contact Mating Area Plating Material Thickness	.76 $\mu\text{m}$ [29.92 $\mu\text{in}$ ]
Contact Type	Socket
Contact Current Rating (Max)	1 A

### Termination Features

Rectangular Termination Post & Tail Thickness	.2 mm[.008 in]
Rectangular Termination Post & Tail Width	.3 mm[.012 in]
Termination Method to Printed Circuit Board	Surface Mount

### Mechanical Attachment

PCB Mount Alignment Type	Locating Posts
Mating Retention	Without
PCB Mount Retention Type	None
Mating Alignment	Without
Mating Alignment Type	None
PCB Mount Retention	Without
PCB Mount Alignment	Without

### Housing Features

Mating Entry Location	Top
-----------------------	-----



Centerline (Pitch)	1 mm [.039 in]
--------------------	----------------

Housing Material	Thermoplastic
------------------	---------------

### Dimensions

Connector Length	34.22 mm [1.347 in]
------------------	---------------------

Connector Height	5.37 mm [.211 in]
------------------	-------------------

Connector Width	3.81 mm [150 in]
-----------------	------------------

Stack Height	8 mm, 9 mm, 10 mm [.394 in]
--------------	-----------------------------

### Usage Conditions

Operating Temperature Range	-55 – 110 °C [-67 – 230 °F]
-----------------------------	-----------------------------

### Operation/Application

Assembly Process Feature	Pick and Place Cover
--------------------------	----------------------

Circuit Application	Signal
---------------------	--------

### Industry Standards

UL Rating	Listed
-----------	--------

Agency/Standard	CSA, UL
-----------------	---------

Approved Standards	CSA LR7189, UL E28476
--------------------	-----------------------

Industry Standard	IEEE 1386
-------------------	-----------

UL Flammability Rating	UL 94V-0
------------------------	----------

### Packaging Features

Packaging Quantity	650
--------------------	-----

Packaging Type	Tape & Reel
----------------	-------------

### Product Compliance

[For compliance documentation, visit the product page on TE.com>](#)

EU RoHS Directive 2011/65/EU	Compliant
------------------------------	-----------

EU ELV Directive 2000/53/EC	Compliant
-----------------------------	-----------

China RoHS 2 Directive MIIT Order No 32, 2016	No Restricted Materials Above Threshold
---	---

EU REACH Regulation (EC) No. 1907/2006	Current ECHA Candidate List: JUNE 2023 (235) Candidate List Declared Against: JUNE 2023 (235) Does not contain REACH SVHC
--	---

Halogen Content	Low Halogen - Br, Cl, F, I < 900 ppm per homogenous material. Also BFR/CFR/PVC
-----------------	--



Free

Solder Process Capability

Reflow solder capable to 260°C

Product Compliance Disclaimer

This information is provided based on reasonable inquiry of our suppliers and represents our current actual knowledge based on the information they provided. This information is subject to change. The part numbers that TE has identified as EU RoHS compliant have a maximum concentration of 0.1% by weight in homogenous materials for lead, hexavalent chromium, mercury, PBB, PBDE, DBP, BBP, DEHP, DIBP, and 0.01% for cadmium, or qualify for an exemption to these limits as defined in the Annexes of Directive 2011/65/EU (RoHS2). Finished electrical and electronic equipment products will be CE marked as required by Directive 2011/65/EU. Components may not be CE marked. Additionally, the part numbers that TE has identified as EU ELV compliant have a maximum concentration of 0.1% by weight in homogenous materials for lead, hexavalent chromium, and mercury, and 0.01% for cadmium, or qualify for an exemption to these limits as defined in the Annexes of Directive 2000/53/EC (ELV). Regarding the REACH Regulation, the information TE provides on SVHC in articles for this part number is based on the latest European Chemicals Agency (ECHA) 'Guidance on requirements for substances in articles' posted at this URL: <https://echa.europa.eu/guidance-documents/guidance-on-reach>

### Compatible Parts



TE Part # CAT-314-PCB64  
Free Height Plug Connector: Board-Board, Vertical, 64, 1mm



TE Part # 120526-1  
1FHP,64,30A/P,S,N,S09,11,14



TE Part # 120534-1  
1FHP,64,30A/P,N,C,S10,12,13,15

### Also in the Series | Free Height



PCB Headers & Receptacles(759)

### Customers Also Bought



TE Part #5553811-1  
ASSY,EMI RCPT,24 POSN,SCR LK



TE Part #1-1462039-5  
IM21TS=IM RELAY 50mW 3V



TE Part #5650947-5  
ASSY,PIN,EUROCARD,TYPE C,LEAD-




TE Part #747844-5  
09 MSFL RCPT RA 318 (SL,FM,BL)



TE Part #1-5179030-2  
0.8FH,P07H.5,060,30/Sn,TU




TE Part #3-1625867-5  
RP 1J 0.166W 14R 0.1% 25PPM 1K RL



TE Part #154765-E  
SMCB 50 M AB VV 7-03 CL \* 0007 137  
E004



TE Part #454303-E  
IDCTERM 1 IDC22 1,30 KA 105 707  
0007 J



TE Part #1410421-3  
MULTIGIG RT T1 .8" DC SE F-  
STD\_PBFR

## Documents

### Product Drawings

[1FHR,64,30A/S,N,C,S08,09,10](#)

English

### CAD Files

Customer View Model

[ENG\\_CVM\\_5120528-1\\_A.3d\\_igs.zip](#)

English

Customer View Model

[ENG\\_CVM\\_5120528-1\\_A.3d\\_stp.zip](#)

English

Customer View Model

[ENG\\_CVM\\_5120528-1\\_A.2d\\_dxf.zip](#)

English

### 3D PDF

English

By downloading the CAD file I accept and agree to the [Terms and Conditions](#) of use.

### Datasheets & Catalog Pages

[Fine Pitch Stacking Connectors - 1.0mm Free Height \(FH\) \(IEEE 1386\) Connectors](#)

English

[Stacking Connectors Quick Reference Guide \(English\)](#)

English

[Solutions for AdvancedTCA, AdvancedTCA 300, MicroTCA, and AdvancedMC Standards Datasheet 3-1773445-8](#)

English

### Product Specifications

5120528-1

PCB Mount Receptacle, Vertical, Board-to-Board, 64 Position, 1 mm [.039 in]  
Centerline, Gold, Surface Mount, Signal, Black, Free Height



## Application Specification

English