

5100669-1 ✓ ACTIVE

Z-PACK | Z-PACK 2mm HM

TE Internal #: 5100669-1

Hard Metric Backplane Connectors, PCB Mount Header, ≤ 1 Gb/s,
25 Column, 7 Row, Mezzanine, 175 Position, 2 mm [.078 in]


Centerline, Z-PACK 2mm HM

[View on TE.com >](#)



[Connectors](#) > [PCB Connectors](#) > [Backplane Connectors](#) > [Hard Metric Backplane Connectors](#) >

Hard Metric Male Connector: Traditional Backplane, Mezzanine, 2mm



PCB Connector Assembly Type: **PCB Mount Header**

Data Rate: ≤ 1 Gb/s

Number of Columns: **25**

Number of Rows: **7**

Backplane Architecture: **Mezzanine**

[All Hard Metric Male Connector: Traditional Backplane, Mezzanine, 2mm \(124\)](#)

Features

Product Type Features

Backplane Interface Type	2mm HM
Ground Feature Type	Ground Return Shielding
PCB Connector Assembly Type	PCB Mount Header
Connector System	Board-to-Board
Sealable	No
Connector & Contact Terminates To	Printed Circuit Board

Configuration Features

Rows Loaded	A, B, C, D, E, F, Z
Number of Columns	25
Number of Rows	7
Backplane Architecture	Mezzanine
Number of Positions	175



PCB Mount Orientation	Vertical
-----------------------	----------

Signal Characteristics

Crosstalk Version	Standard
-------------------	----------

Data Rate	≤1 Gb/s
-----------	---------

Body Features

Primary Product Color	Gray
-----------------------	------

Contact Features

Feedthrough Post Length	3.7 mm
-------------------------	--------

CompactPCI Designation	None
------------------------	------

Contact Type	Pin
--------------	-----

Contact Underplating Material	Nickel
-------------------------------	--------

PCB Contact Termination Area Plating Material	Tin
---	-----

Contact Base Material	Phosphor Bronze
-----------------------	-----------------

Contact Mating Area Plating Material	Gold
--------------------------------------	------

Contact Mating Area Plating Material Thickness	.5 μm[20 μin]
--	---------------

Contact Current Rating (Max)	1.5 A
------------------------------	-------

Termination Features

Termination Method to Printed Circuit Board	Through Hole - Press-Fit
---	--------------------------

Mechanical Attachment

Front Mating Level	Level 1
--------------------	---------

Connector Mounting Type	Board Mount
-------------------------	-------------

Housing Features

Housing Material	Polyester - GF
------------------	----------------

Centerline (Pitch)	2 mm[.078 in]
--------------------	---------------

Dimensions

Backplane Module Length	50 mm
-------------------------	-------

Usage Conditions

Operating Temperature Range	-55 – 125 °C[-67 – 257 °F]
-----------------------------	----------------------------

Operation/Application

Shielded	No
----------	----

Circuit Application	Power & Signal
---------------------	----------------



Industry Standards

UL Flammability Rating	UL 94V-0
------------------------	----------

Packaging Features

Packaging Quantity	10
Packaging Method	Tube

Other

Backplane Connector Comment	Row Configuration 5+2
-----------------------------	-----------------------

Product Compliance

[For compliance documentation, visit the product page on TE.com>](#)

EU RoHS Directive 2011/65/EU	Compliant
EU ELV Directive 2000/53/EC	Compliant
China RoHS 2 Directive MIIT Order No 32, 2016	No Restricted Materials Above Threshold
EU REACH Regulation (EC) No. 1907/2006	Current ECHA Candidate List: JUNE 2023 (235) Candidate List Declared Against: JUNE 2023 (235) Does not contain REACH SVHC
Halogen Content	Not Low Halogen - contains Br or Cl > 900 ppm.
Solder Process Capability	Not applicable for solder process capability

Product Compliance Disclaimer

This information is provided based on reasonable inquiry of our suppliers and represents our current actual knowledge based on the information they provided. This information is subject to change. The part numbers that TE has identified as EU RoHS compliant have a maximum concentration of 0.1% by weight in homogenous materials for lead, hexavalent chromium, mercury, PBB, PBDE, DBP, BBP, DEHP, DIBP, and 0.01% for cadmium, or qualify for an exemption to these limits as defined in the Annexes of Directive 2011/65/EU (RoHS2). Finished electrical and electronic equipment products will be CE marked as required by Directive 2011/65/EU. Components may not be CE marked. Additionally, the part numbers that TE has identified as EU ELV compliant have a maximum concentration of 0.1% by weight in homogenous materials for lead, hexavalent chromium, and mercury, and 0.01% for cadmium, or qualify for an exemption to these limits as defined in the Annexes of Directive 2000/53/EC (ELV). Regarding the REACH Regulation, the information TE provides on SVHC in articles for this part number is based on the latest European Chemicals Agency (ECHA) 'Guidance on requirements for substances in articles' posted at this URL: <https://echa.europa.eu/guidance-documents/guidance-on-reach>


Compatible Parts




TE Part # CAT-472-Z12553
HM Receptacle Connector: Traditional Backplane, Coplanar, 2mm



TE Part # 2391877-1
Z-PACK M.CONN.175P.EON



TE Part # 1-1746993-1
FEMALE CONNECTOR TYPE B WITH SHIELD,PB-F




TE Part # 2170293-2
Z-PACK/B25 RAF 125P




TE Part # 434814-1
EXTR.TOOL SINGL.PIN


Also in the Series | Z-PACK 2mm HM




Backplane Coding Keys(60)




Backplane Connector Housings(4)



Backplane Guide Hardware(37)




Backplane Power Connectors(6)




Board-to-Board Connector Contacts(2)



Hard Metric Backplane Connectors (269)



High Speed Backplane Connectors(1)



Insertion & Extraction Tools(2)




PCB Connector Covers(4)



PCB Connector Shrouds(39)



PCB Ferrules & Shields(19)



Rectangular Power Connectors(87)


Customers Also Bought




TE Part #5413194-2
BNC, RT ANG, PCB, JACK



TE Part #5352068-1
Z-PACK/A RAF 110P



TE Part #5106774-1
Z-PACK/B25 VF 125P



TE Part #5745833-5
CABLE CLAMP KIT, SZ 3



TE Part #826656-3
3P AMPMODU II STIFT LEI



TE Part #5-5223955-2
TE UPM Ver Rec 3P HC Power
Connector



TE Part #826646-6
6P AMPMODU II STIFT LEI



TE Part #4-2295044-4
RITS CONN. PLUG ASSY 4P GREEN
TIN



TE Part #ZPF000000000007215
983-ORS 14-12 PN



TE Part #2822128-2
TC-ZIF REC ASSY 260P

Documents

Product Drawings

[Z-PACK M.CONN.175P.](#)

English

CAD Files

[3D PDF](#)

English

Customer View Model

[ENG_CVM_5100669-1_C.2d_dxf.zip](#)

English

Customer View Model

[ENG_CVM_5100669-1_C.3d_igs.zip](#)

English

Customer View Model

[ENG_CVM_5100669-1_C.3d_stp.zip](#)

English

By downloading the CAD file I accept and agree to the [Terms and Conditions](#) of use.

Product Specifications



Application Specification

English

Product Environmental Compliance

[MD_5100669-1_06132018451_dmtec](#)

English

[MD_5100669-1_06132018451_dmtec](#)

English