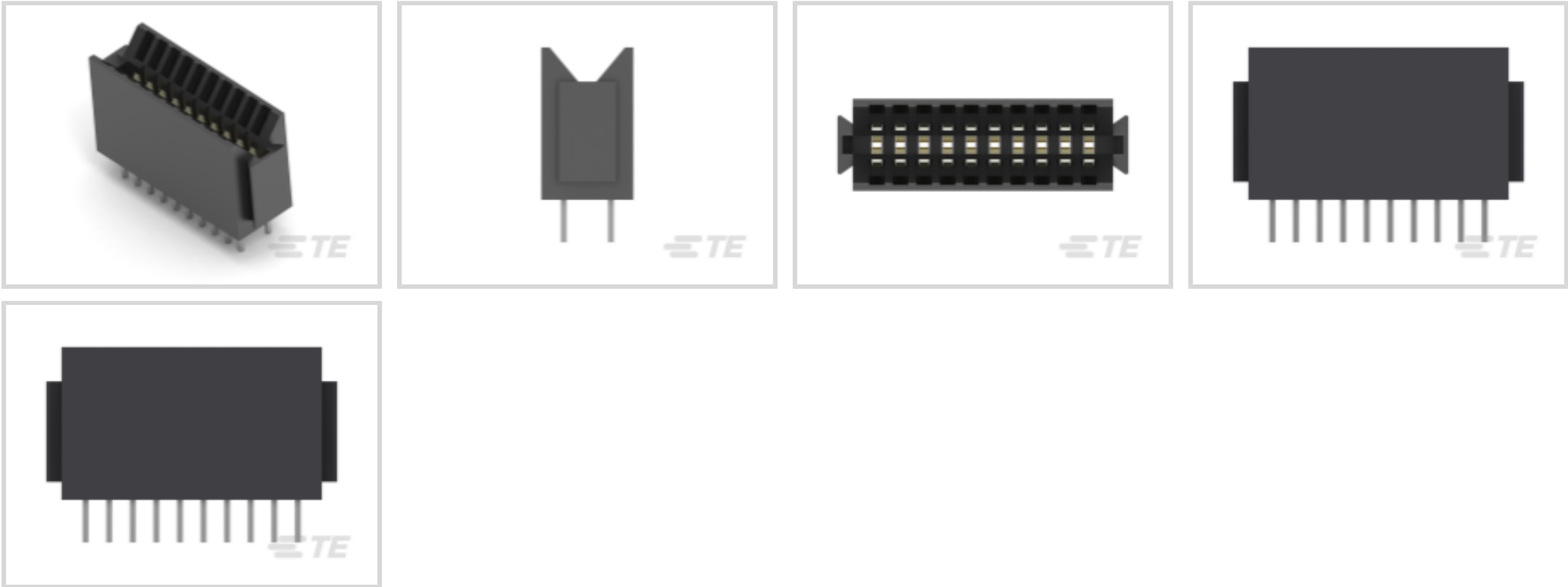




Connectors > PCB Connectors > Card Edge Connectors > Standard Edge Connectors



Connector System: **Board-to-Board**

Number of Positions: **20**

Centerline (Pitch): **2.54 mm [.1 in]**

Number of Dual Positions: **10**

Number of Rows: **2**

Features

Product Type Features

Connector System	Board-to-Board
Connector & Housing Type	Receptacle
Connector & Contact Terminates To	Printed Circuit Board

Configuration Features

Number of Positions	20
Number of Dual Positions	10
Number of Rows	2
Connector Contact Load Condition	Fully Loaded
PCB Mount Orientation	Vertical

Body Features

Primary Product Color	Black
-----------------------	-------

Contact Features

Contact Retention Within Housing	Without
Contact Type	Socket



Contact Mating Area Plating Material Thickness	.76 µm
Contact Mating Area Plating Material	Gold
PCB Contact Termination Area Plating Material Finish	Matte
Contact Underplating Material	Nickel
PCB Contact Termination Area Plating Material	Tin
Contact Base Material	Phosphor Bronze
Contact Current Rating (Max)	3 A

Termination Features

Termination Post & Tail Length	4.57 mm[.18 in]
Termination Method to Printed Circuit Board	Through Hole - Press-Fit

Mechanical Attachment

Mating Alignment Type	High Scoop
Mating Retention	Without
Mating Alignment	Without
PCB Mount Alignment	Without
PCB Mount Retention	With
PCB Mount Retention Type	Action/Compliant Tail
Connector Mounting Type	Board Mount

Housing Features

Housing Entry Configuration	Both Ends Closed
Centerline (Pitch)	2.54 mm[.1 in]
Housing Material	Polyester - GF

Dimensions

Connector Height	16.38 mm[.64 in]
Row-to-Row Spacing	5.08 mm[.2 in]

Usage Conditions

Operating Temperature Range	-65 – 85 °C[-85 – 185 °F]
-----------------------------	---------------------------

Operation/Application

Circuit Application	Signal
---------------------	--------

Industry Standards

UL Flammability Rating	UL 94V-0
------------------------	----------



Packaging Features

Packaging Quantity	80
Packaging Method	Tray

Other

Card Edge Connectors Comment	Full palladium-nickel plated posts and other platings and plating thicknesses can be made available.
------------------------------	--

Product Compliance

For compliance documentation, visit the product page on TE.com>

EU RoHS Directive 2011/65/EU	Compliant
EU ELV Directive 2000/53/EC	Compliant
China RoHS 2 Directive MIIT Order No 32, 2016	No Restricted Materials Above Threshold
EU REACH Regulation (EC) No. 1907/2006	Current ECHA Candidate List: JUNE 2023 (235) Candidate List Declared Against: JUNE 2023 (235) Does not contain REACH SVHC
Halogen Content	Not Low Halogen - contains Br or Cl > 900 ppm.
Solder Process Capability	Not applicable for solder process capability


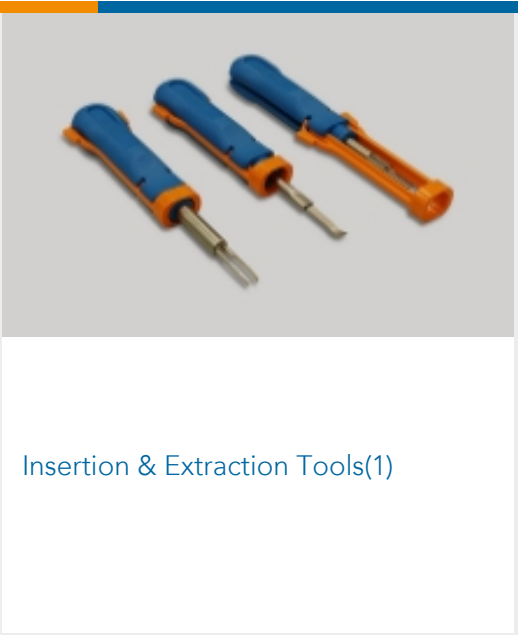

Product Compliance Disclaimer

This information is provided based on reasonable inquiry of our suppliers and represents our current actual knowledge based on the information they provided. This information is subject to change. The part numbers that TE has identified as EU RoHS compliant have a maximum concentration of 0.1% by weight in homogenous materials for lead, hexavalent chromium, mercury, PBB, PBDE, DBP, BBP, DEHP, DIBP, and 0.01% for cadmium, or qualify for an exemption to these limits as defined in the Annexes of Directive 2011/65/EU (RoHS2). Finished electrical and electronic equipment products will be CE marked as required by Directive 2011/65/EU. Components may not be CE marked. Additionally, the part numbers that TE has identified as EU ELV compliant have a maximum concentration of 0.1% by weight in homogenous materials for lead, hexavalent chromium, and mercury, and 0.01% for cadmium, or qualify for an exemption to these limits as defined in the Annexes of Directive 2000/53/EC (ELV). Regarding the REACH Regulation, the information TE provides on SVHC in articles for this part number is based on the latest European Chemicals Agency (ECHA) 'Guidance on requirements for substances in articles' posted at this URL: <https://echa.europa.eu/guidance-documents/guidance-on-reach>

Compatible Parts



Also in the Series | AMP ECONOMATE



Customers Also Bought





Documents

Product Drawings

AMP PACE CONN 10POS 100X200C/L

English

CAD Files

3D PDF

3D

Customer View Model

ENG_CVM_CVM_5-650297-1_D.2d_dxf.zip

English

Customer View Model

ENG_CVM_CVM_5-650297-1_D.3d_igs.zip

English

Customer View Model

ENG_CVM_CVM_5-650297-1_D.3d_stp.zip

English

By downloading the CAD file I accept and agree to the [Terms and Conditions](#) of use.

Product Specifications

Application Specification

English

Product Environmental Compliance

TE Material Declaration

English