

5-520314-8 ✓ ACTIVE

## TRIO-MATE

TE Internal #: 5-520314-8

FFC Connectors, Connector Assembly, Wire-to-Board, 8 Position, 2.54 mm [.1 in] Centerline, 1 Row, Right Angle, Socket, Tray, TRIO-MATE

[View on TE.com >](#)



Connectors > PCB Connectors > Wire-to-Board Connectors > FFC, FPC & Ribbon Connectors > FFC Connectors



FFC Connector Product Type: **Connector Assembly**

Connector System: **Wire-to-Board**

Number of Positions: **8**

Centerline (Pitch): **2.54 mm [.1 in]**

Number of Rows: **1**

### Features

#### Product Type Features

|                                   |                           |
|-----------------------------------|---------------------------|
| Connector & Housing Type          | Receptacle                |
| FFC Connector Product Type        | Connector Assembly        |
| Connector System                  | Wire-to-Board             |
| Connector & Contact Terminates To | Printed Circuit Board     |
| Insertion Force Type              | Low Insertion Force (LIF) |

#### Configuration Features

|                       |             |
|-----------------------|-------------|
| Number of Positions   | 8           |
| Number of Rows        | 1           |
| PCB Mount Orientation | Right Angle |

#### Electrical Characteristics

|                                       |          |
|---------------------------------------|----------|
| Dielectric Withstanding Voltage (Max) | 1400 VAC |
| Insulation Resistance                 | 5000 MΩ  |
| Operating Voltage                     | 250 VAC  |

#### Body Features

|                       |       |
|-----------------------|-------|
| Primary Product Color | Black |
|-----------------------|-------|

#### Contact Features

|   |          |
|---|----------|
| Contact Mating Area Plating Material        | Tin-Lead |
| Contact Mating Area Plating Material Finish | Matte    |



|                              |                 |
|------------------------------|-----------------|
| Contact Base Material        | Phosphor Bronze |
| Contact Type                 | Socket          |
| Contact Current Rating (Max) | 1 A             |

#### Termination Features

|   |                       |
|---|-----------------------|
| Termination Post & Tail Length              | 2.54 mm[.1 in]        |
| Termination Method to Printed Circuit Board | Through Hole - Solder |

#### Mechanical Attachment

|                          |              |
|--------------------------|--------------|
| Mating Alignment Type    | Polarization |
| PCB Mount Retention      | With         |
| PCB Mount Retention Type | Z Bend       |
| Mating Retention         | Without      |
| Mating Alignment         | With         |
| Panel Mount Feature      | Without      |
| Connector Mounting Type  | Board Mount  |

#### Housing Features

|                    |                |
|--------------------|----------------|
| Housing Material   | Thermoplastic  |
| Centerline (Pitch) | 2.54 mm[.1 in] |
| FFC Cable Entry    | Right Angle    |

#### Dimensions

|                             |                  |
|-----------------------------|------------------|
| PCB Thickness (Recommended) | 1.57 mm[.062 in] |
|-----------------------------|------------------|

#### Usage Conditions

|                             |                            |
|-----------------------------|----------------------------|
| Operating Temperature Range | -55 – 105 °C[-67 – 221 °F] |
|-----------------------------|----------------------------|

#### Operation/Application

|                     |        |
|---------------------|--------|
| Circuit Application | Signal |
|---------------------|--------|

#### Industry Standards

|                        |          |
|------------------------|----------|
| UL Flammability Rating | UL 94V-0 |
|------------------------|----------|

#### Packaging Features

|                    |      |
|--------------------|------|
| Packaging Quantity | 660  |
| Packaging Method   | Tray |

#### Product Compliance

[For compliance documentation, visit the product page on TE.com>](#)



|   |   |
|---|---|
| EU RoHS Directive 2011/65/EU                  | Compliant   |
| EU ELV Directive 2000/53/EC                   | Compliant   |
| China RoHS 2 Directive MIIT Order No 32, 2016 | No Restricted Materials Above Threshold   |
| EU REACH Regulation (EC) No. 1907/2006        | Current ECHA Candidate List: JUNE 2023 (235)<br>Candidate List Declared Against: JUNE 2023 (235)<br>Does not contain REACH SVHC |
| Halogen Content                               | Not Low Halogen - contains Br or Cl > 900 ppm.  |
| Solder Process Capability                     | Wave solder capable to 265°C  |


Product Compliance Disclaimer

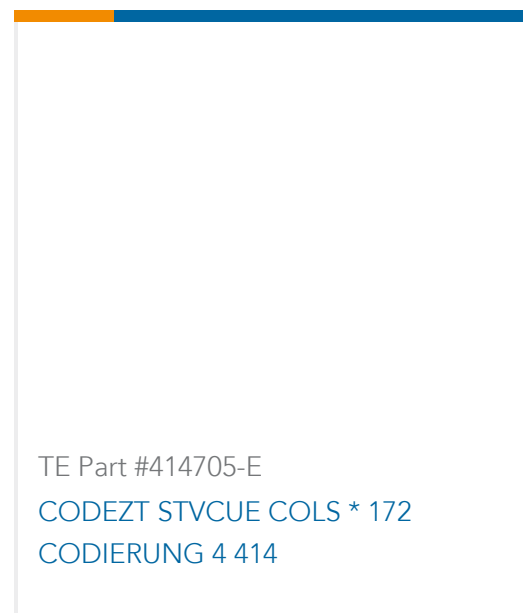
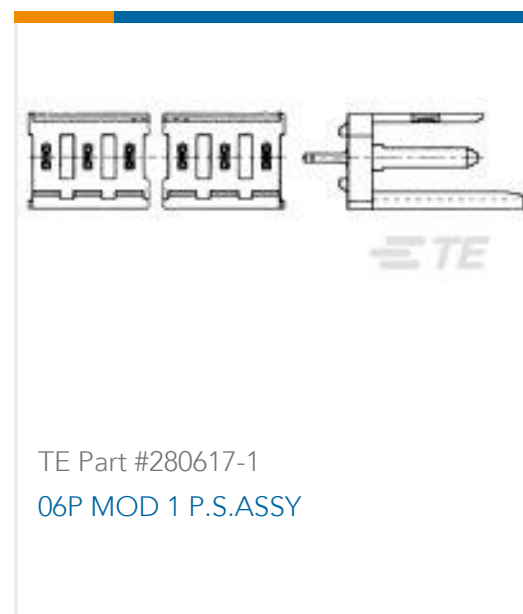
This information is provided based on reasonable inquiry of our suppliers and represents our current actual knowledge based on the information they provided. This information is subject to change. The part numbers that TE has identified as EU RoHS compliant have a maximum concentration of 0.1% by weight in homogenous materials for lead, hexavalent chromium, mercury, PBB, PBDE, DBP, BBP, DEHP, DIBP, and 0.01% for cadmium, or qualify for an exemption to these limits as defined in the Annexes of Directive 2011/65/EU (RoHS2). Finished electrical and electronic equipment products will be CE marked as required by Directive 2011/65/EU. Components may not be CE marked. Additionally, the part numbers that TE has identified as EU ELV compliant have a maximum concentration of 0.1% by weight in homogenous materials for lead, hexavalent chromium, and mercury, and 0.01% for cadmium, or qualify for an exemption to these limits as defined in the Annexes of Directive 2000/53/EC (ELV). Regarding the REACH Regulation, the information TE provides on SVHC in articles for this part number is based on the latest European Chemicals Agency (ECHA) 'Guidance on requirements for substances in articles' posted at this URL: <https://echa.europa.eu/guidance-documents/guidance-on-reach>

Also in the Series | **TRIO-MATE**



Customers Also Bought





## Documents

### Product Drawings

[TRIOMATE ASSY H 8P L=2.54 LDFR](#)

English

### CAD Files

[3D PDF](#)

3D

Customer View Model

[ENG\\_CVM\\_CVM\\_5-520314-8\\_Y.2d\\_dxf.zip](#)

English

Customer View Model

[ENG\\_CVM\\_CVM\\_5-520314-8\\_Y.3d\\_igs.zip](#)

English

Customer View Model

[ENG\\_CVM\\_CVM\\_5-520314-8\\_Y.3d\\_stp.zip](#)

English

By downloading the CAD file I accept and agree to the [Terms and Conditions](#) of use.

### Product Specifications

[Trio-Mate Flat Flexible Discrete Circuit .100 Connectors](#)

English

[Application Specification](#)

Japanese

[Application Specification](#)

English