

5-1747072-3 ✓ ACTIVE

## GRACE INERTIA 2.5


TE Internal #: 5-1747072-3

PCB Mount Header, Vertical, Wire-to-Board, 3 Position, 2.5 mm [.098 in] Centerline, Fully Shrouded, Gold, Through Hole - Solder, GRACE INERTIA 2.5

[View on TE.com >](#)



Connectors > PCB Connectors > PCB Headers & Receptacles



Connector System: **Wire-to-Board**

Number of Positions: **3**

Number of Rows: **1**

Centerline (Pitch): **2.5 mm [.098 in]**

PCB Mount Orientation: **Vertical**

### Features

#### Product Type Features

Connector System	Wire-to-Board
Header Type	Fully Shrouded
Sealable	No
Connector & Contact Terminates To	Printed Circuit Board
PCB Connector Assembly Type	PCB Mount Header

#### Configuration Features

Number of Positions	3
Number of Rows	1
PCB Mount Orientation	Vertical

#### Electrical Characteristics

Operating Voltage	50 VAC
-------------------	--------

#### Body Features

Primary Product Color	Natural
-----------------------	---------



### Contact Features

PCB Contact Termination Area Plating Material Thickness	2 $\mu$ m[78.74 $\mu$ in]
Contact Layout	Inline
Mating Tab Width	.7 mm[.028 in]
Mating Tab Thickness	.5 mm[.02 in]
Contact Underplating Material Thickness	1.27 $\mu$ m[50 $\mu$ in]
Contact Mating Area Plating Material Thickness	.3 $\mu$ m[11.81 $\mu$ in]
PCB Contact Termination Area Plating Material Finish	Matte
Contact Underplating Material	Nickel
PCB Contact Termination Area Plating Material	Tin
Contact Base Material	Brass
Contact Mating Area Plating Material	Gold
Contact Type	Tab
Contact Current Rating (Max)	3 A

### Termination Features

Square Termination Post & Tail Dimension	.5 mm[.02 in]
Termination Post & Tail Length	2.8 mm, 16.8 mm[.11 in][.661 in]
Termination Method to Printed Circuit Board	Through Hole - Solder

### Mechanical Attachment

Mating Alignment Type	Polarization
Mating Retention	With
Connector Mounting Type	Board Mount
Mating Alignment	With
PCB Mount Alignment	Without
PCB Mount Retention	Without

### Housing Features

Housing Material	Nylon
Centerline (Pitch)	2.5 mm[.098 in]

### Dimensions

Connector Length	10 mm[.39 in]
Connector Height	11.3 mm[.444 in]
Connector Width	7 mm[.27 in]



PCB Thickness (Recommended)	1.6 mm[.063 in]
-----------------------------	-----------------

### Usage Conditions

Operating Temperature Range	-30 – 105 °C[-22 – 221 °F]
-----------------------------	----------------------------

### Operation/Application

Circuit Application	Signal
---------------------	--------

### Industry Standards

Agency/Standard	UL
UL Flammability Rating	UL 94V-0

### Packaging Features

Packaging Quantity	900
Packaging Type	Tape

### Product Compliance

[For compliance documentation, visit the product page on TE.com>](#)

EU RoHS Directive 2011/65/EU	Compliant
EU ELV Directive 2000/53/EC	Compliant
China RoHS 2 Directive MIIT Order No 32, 2016	No Restricted Materials Above Threshold
EU REACH Regulation (EC) No. 1907/2006	Current ECHA Candidate List: JUNE 2023 (235) Candidate List Declared Against: JUNE 2023 (235) Does not contain REACH SVHC
Halogen Content	Not Low Halogen - contains Br or Cl > 900 ppm.
Solder Process Capability	Wave solder capable to 240°C

#### Product Compliance Disclaimer

This information is provided based on reasonable inquiry of our suppliers and represents our current actual knowledge based on the information they provided. This information is subject to change. The part numbers that TE has identified as EU RoHS compliant have a maximum concentration of 0.1% by weight in homogenous materials for lead, hexavalent chromium, mercury, PBB, PBDE, DBP, BBP, DEHP, DIBP, and 0.01% for cadmium, or qualify for an exemption to these limits as defined in the Annexes of Directive 2011/65/EU (RoHS2). Finished electrical and electronic equipment products will be CE marked as required by Directive 2011/65/EU. Components may not be CE marked. Additionally, the part numbers that TE has identified as EU ELV compliant have a maximum concentration of 0.1% by weight in homogenous materials for lead, hexavalent chromium, and mercury, and 0.01% for cadmium, or qualify for an exemption to these limits as defined in the Annexes of Directive 2000/53/EC (ELV). Regarding the REACH Regulation, the information TE provides on SVHC in articles for this part number is based on the latest European Chemicals Agency (ECHA) 'Guidance on requirements for substances in articles' posted at this URL: <https://echa.europa.eu/guidance-documents/guidance-on-reach>

## Compatible Parts



TE Part # 5-1747072-5  
GRACE INERTIA CONN 2.5 ON TAPE HDR 5P NA



TE Part # 6-1747072-2  
GRACE INERTIA CONN 2.5 ON TAPE HDR 2P RE



TE Part # 7-1747072-4  
GRACE INERTIA CONN 2.5 ON TAPE HDR 4P BL



TE Part # 7-1747072-2  
GRACE INERTIA CONN 2.5 ON TAPE HDR 2P BL



TE Part # 6-1747072-4  
GRACE INERTIA CONN 2.5 ON TAPE HDR 4P RE



TE Part # CAT-G7534A-C1701  
STD Temp Sig GRACE INERTIA Cap



TE Part # 5-1747511-1  
GRACE INERTIA CONN 2.5 ON TAPE HDR 3/5P



TE Part # 1903392-1  
GIC 2.5 W CAP HSG 3P NATURAL



TE Part # 5-1747072-4  
GRACE INERTIA CONN 2.5 ON TAPE HDR 4P NA



TE Part # 5-1747072-2  
GRACE INERTIA CONN 2.5 ON TAPE HDR 2P NA




TE Part # 5-1747072-6  
GRACE INERTIA CONN 2.5 ON TAPE HDR 6P NA



TE Part # 7-1747511-1  
GIC 2.5 ON TAPE HDR 3/5P BLUE


## Also in the Series | GRACE INERTIA 2.5




Connector Contacts(2)




PCB Headers & Receptacles(138)




PCB Latches, Locks & Retainers(5)




Rectangular Connector Housings(49)




Rectangular Connector Locking(2)



Rectangular Power Connectors(35)

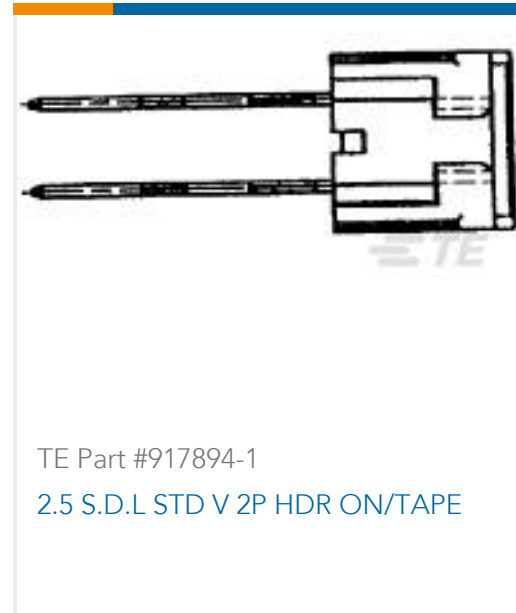


Wire-to-Board Connector Assemblies & Housings(46)



Wire-to-Board Connector Contacts(4)

## Customers Also Bought



## Documents

### Product Drawings

[GRACE INERTIA CONN 2.5 ON TAPE HDR 3P NA](#)

Japanese

### CAD Files

Customer View Model

[ENG\\_CVM\\_CVM\\_5-1747072-3\\_G.2d\\_dxf.zip](#)

English

3D PDF

3D

Customer View Model

[ENG\\_CVM\\_CVM\\_5-1747072-3\\_G.3d\\_igs.zip](#)

English

Customer View Model

[ENG\\_CVM\\_CVM\\_5-1747072-3\\_G.3d\\_stp.zip](#)

English

By downloading the CAD file I accept and agree to the [Terms and Conditions](#) of use.

### Product Specifications

[Application Specification](#)

Japanese

### Product Environmental Compliance

[MD\\_5-1747072-3\\_02102014011\\_dmtec](#)

English

[MD\\_5-1747072-3\\_02102014011\\_dmtec](#)

5-1747072-3

PCB Mount Header, Vertical, Wire-to-Board, 3 Position, 2.5 mm [.098 in] Centerline,  
Fully Shrouded, Gold, Through Hole - Solder, GRACE INERTIA 2.5



English