

5-1617806-2 ✓ ACTIVE

CII | CII FC-325

TE Internal #: 5-1617806-2

Mid-Range Relays, 3 Form X, 3PST-NO-DM, Tin-Lead Terminal Plating, 25 A, 28 VDC Coil Voltage, 160 Ω Coil Resistance, CII FC-325

[View on TE.com >](#)



Relays, Contactors & Switches > Relays > Mil-Aero Relays > Mid-Range Relays



Mid-Range Relay Contact Arrangement: **3 Form X, 3PST-NO-DM**

Coil Suppression Diode: **Without**

Auxiliary Contacts: **Without**

Terminal Plating: **Tin-Lead**

Mid-Range Relay Contact Current Rating: **25 A**

Features

Product Type Features

Enclosure Type	Hermetically Sealed
Terminal Configuration	Screw
Product Type	Relay
Relay Type	Military/Aerospace Mid-Range

Electrical Characteristics

Vibration	10G's, 5 – 1000Hz
Shock	50G's, 11ms
Coil Suppression Diode	Without
Mid-Range Relay Coil Voltage Rating	28 VDC
Mid-Range Relay Coil Resistance	160 Ω
Back EMF Suppression	Without
Coil Magnetic System	Non-Polarized, Monostable
Actuating System	DC

Contact Features

Mid-Range Relay Contact Arrangement	3 Form X, 3PST-NO-DM
Auxiliary Contacts	Without
Terminal Plating	Tin-Lead



Mid-Range Relay Contact Current Rating	25 A
--	------

Contact Base Material	Silver Cadmium Oxide
-----------------------	----------------------

Mechanical Attachment

Mid-Range Relay Mounting Type	Raised Vertical Flange Mount
-------------------------------	------------------------------

Usage Conditions

Operating Temperature Range	-70 – 125 °C[-94 – 257 °F]
-----------------------------	----------------------------

Product Compliance

[For compliance documentation, visit the product page on TE.com>](#)

EU RoHS Directive 2011/65/EU	Not Compliant
------------------------------	---------------

EU ELV Directive 2000/53/EC	Not Compliant
-----------------------------	---------------

China RoHS 2 Directive MIIT Order No 32, 2016	Restricted Materials Above Threshold
---	--------------------------------------

EU REACH Regulation (EC) No. 1907/2006	Current ECHA Candidate List: JUNE 2023 (235) Candidate List Declared Against: JAN 2022 (223) SVHC > Threshold: Not Yet Reviewed
--	--

Halogen Content	Low Halogen - Br, Cl, F, I < 900 ppm per homogenous material. Also BFR/CFR/PVC Free
-----------------	---

Solder Process Capability	Not lead free process capable
---------------------------	-------------------------------

Product Compliance Disclaimer

This information is provided based on reasonable inquiry of our suppliers and represents our current actual knowledge based on the information they provided. This information is subject to change. The part numbers that TE has identified as EU RoHS compliant have a maximum concentration of 0.1% by weight in homogenous materials for lead, hexavalent chromium, mercury, PBB, PBDE, DBP, BBP, DEHP, DIBP, and 0.01% for cadmium, or qualify for an exemption to these limits as defined in the Annexes of Directive 2011/65/EU (RoHS2). Finished electrical and electronic equipment products will be CE marked as required by Directive 2011/65/EU. Components may not be CE marked. Additionally, the part numbers that TE has identified as EU ELV compliant have a maximum concentration of 0.1% by weight in homogenous materials for lead, hexavalent chromium, and mercury, and 0.01% for cadmium, or qualify for an exemption to these limits as defined in the Annexes of Directive 2000/53/EC (ELV). Regarding the REACH Regulations, TE's information on SVHC in articles for this part number is still based on the European Chemical Agency (ECHA) 'Guidance on requirements for substances in articles' (Version: 2, April 2011), applying the 0.1% weight on weight concentration threshold at the finished product level. TE is aware of the European Court of Justice ruling of September 10th, 2015 also known as O5A (Once An Article Always An Article) stating that, in case of 'complex object', the threshold for a SVHC must be applied to both the product as a whole and simultaneously to each of the articles forming part of its composition. TE has evaluated this ruling based on the new ECHA "Guidance on requirements for substances in articles" (June 2017, version 4.0) and will be updating its statements accordingly.

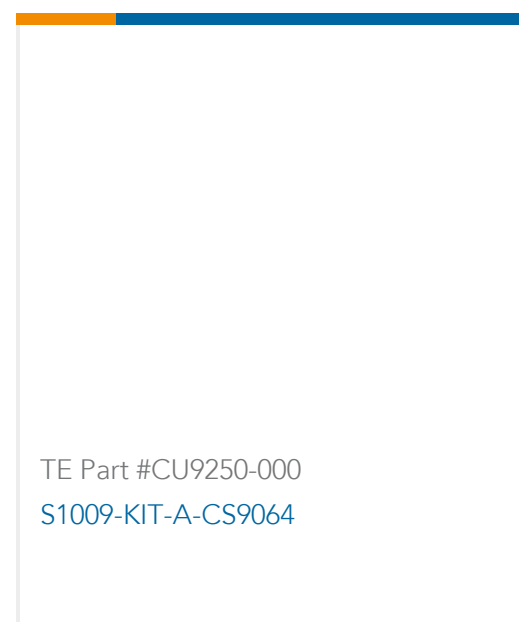
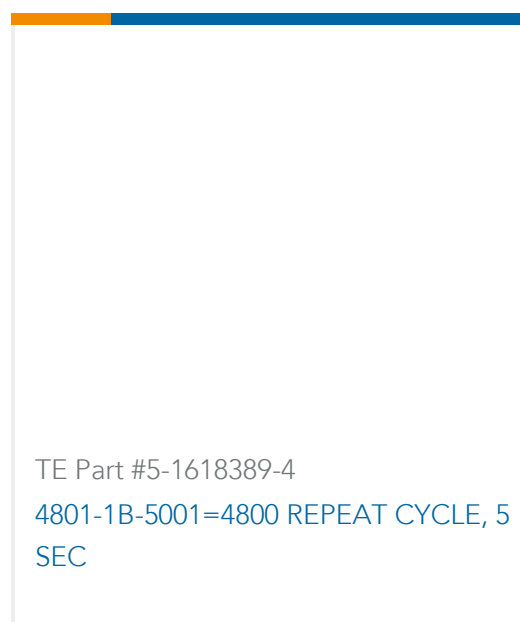

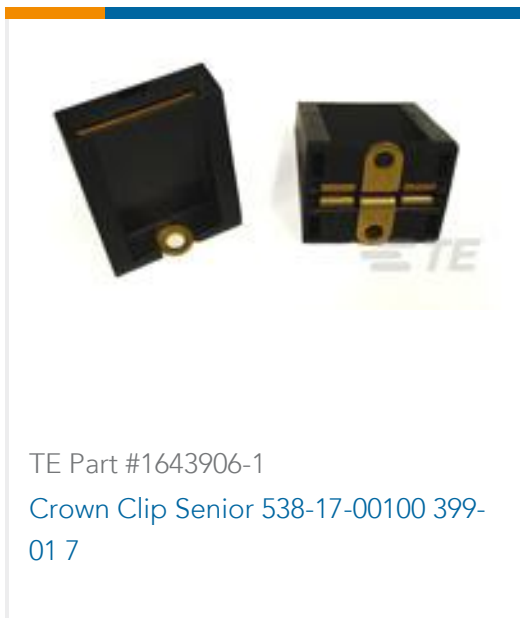
Compatible Parts



Also in the Series | CII FC-325



Customers Also Bought



Documents

[Product Drawings](#)
[FC-325-SY3=RELAY, 3PST](#)

English

[CAD Files](#)

[3D PDF](#)

[3D](#)



Customer View Model

[ENG_CVM_CVM_5-1617806-2_B.2d_dxf.zip](#)

English

Customer View Model

[ENG_CVM_CVM_5-1617806-2_B.3d_igs.zip](#)

English

Customer View Model

[ENG_CVM_CVM_5-1617806-2_B.3d_stp.zip](#)

English

By downloading the CAD file I accept and agree to the [Terms and Conditions](#) of use.

Datasheets & Catalog Pages

[CII FC-325 Series Relay](#)

English