

5-160558-3 ✓ ACTIVE

FASTIN-FASTON | FASTIN-FASTON 250

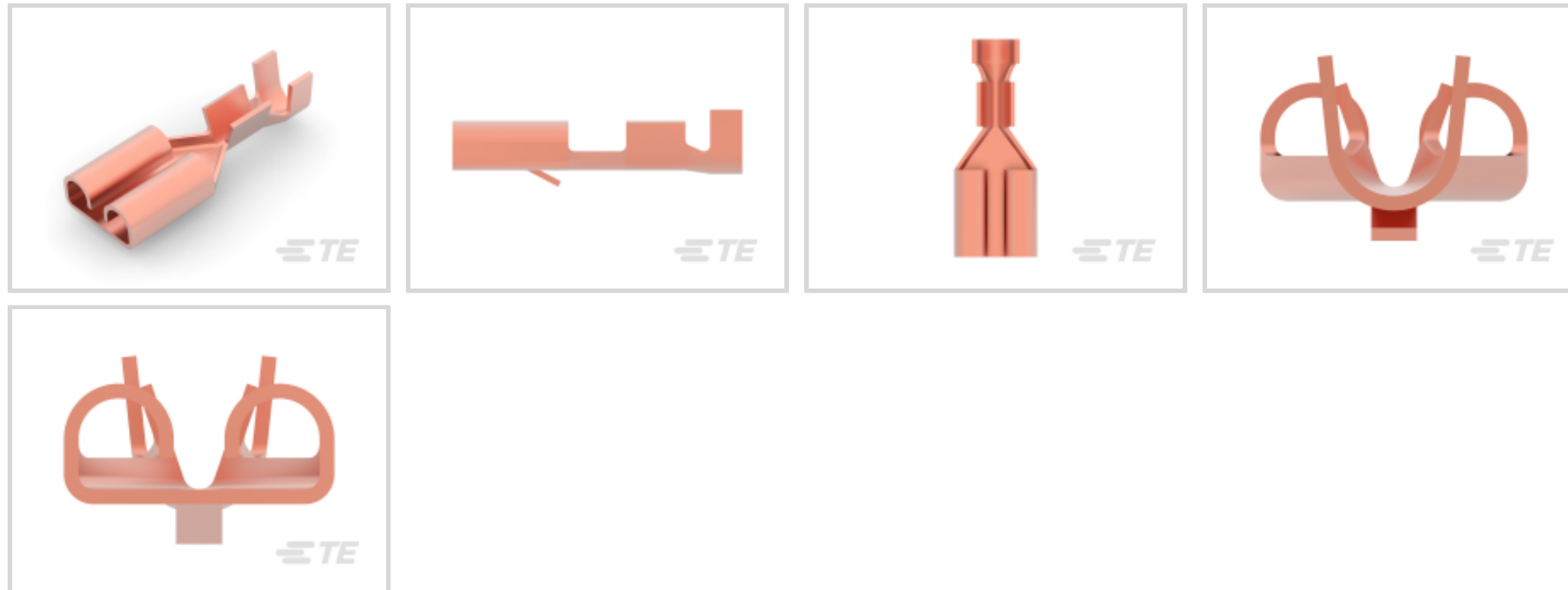
TE Internal #: 5-160558-3

Quick Disconnects, Receptacle, 20 – 15 AWG Wire Size, .51 – 1.65 mm<sup>2</sup> Wire Size, Mating Tab Width 6.35 mm [.25 in], Straight, FASTIN-FASTON 250

[View on TE.com >](#)



Terminals & Splices > Quick Disconnects



Quick Disconnect Terminal Type: **Receptacle**

Wire Size: .51 – 1.65 mm<sup>2</sup>

Mating Tab Width: 6.35 mm [.25 in]

Mating Tab Thickness: .81 mm [.032 in]

## Features

### Product Type Features

Insertion Force	Normal
-----------------	--------

### Configuration Features

Connection Capacity	Single
---------------------	--------

Compatible With Wire & Cable Type	Discrete Wire
-----------------------------------	---------------

### Electrical Characteristics

Voltage Rating	250 V
----------------	-------

### Contact Features

Quick Disconnect Terminal Type	Receptacle
--------------------------------	------------

Mating Tab Width	6.35 mm [.25 in]
------------------	------------------

Mating Tab Thickness	.81 mm [.032 in]
----------------------	------------------

Terminal Orientation	Straight
----------------------	----------

Contact Base Material	Phosphor Bronze
-----------------------	-----------------

Terminal Plating Material	Unplated
---------------------------	----------

Crimp Type	F-Crimp
------------	---------



Barrel Type	Open
-------------	------

### Termination Features

Product Terminates To	Wire & Cable
-----------------------	--------------

### Mechanical Attachment

	.043 in
--	---------

Wire Insulation Support	With
-------------------------	------

Mating Retention Type	Locking Lance
-----------------------	---------------

### Dimensions

Terminal Material Thickness	.41 mm[.016 in]
-----------------------------	-----------------

Product Length	19.4 mm[.763 in]
----------------	------------------

Compatible Insulation Diameter Range	2.31 – 3.3 mm[.091 – .129 in]
--------------------------------------	-------------------------------

Wire Size	.51 – 1.65 mm <sup>2</sup>
-----------	----------------------------

### Usage Conditions

Insulation Option	Uninsulated
-------------------	-------------

Operating Temperature Range	-40 – 110 °C[-40 – 230 °F]
-----------------------------	----------------------------

### Industry Standards

UL Flammability Rating	UL 94V-2
------------------------	----------

### Packaging Features

Packaging Quantity	5000
--------------------	------

Packaging Method	Strip/Reel
------------------	------------

### Other

Terminals & Splices Comment	"According to DIN 46340, Part 3", Chamfered, With dimple
-----------------------------	---

### Product Compliance

[For compliance documentation, visit the product page on TE.com>](#)

EU RoHS Directive 2011/65/EU	Compliant
------------------------------	-----------

EU ELV Directive 2000/53/EC	Compliant
-----------------------------	-----------

China RoHS 2 Directive MIIT Order No 32, 2016	No Restricted Materials Above Threshold
---	---

EU REACH Regulation (EC) No. 1907/2006	Current ECHA Candidate List: JUNE 2023 (235) Candidate List Declared Against: JUNE 2023 (235) Does not contain REACH SVHC
--	---



Halogen Content	Low Halogen - Br, Cl, F, I < 900 ppm per homogenous material. Also BFR/CFR/PVC Free
-----------------	---

Solder Process Capability	Not applicable for solder process capability
---------------------------	--

**Product Compliance Disclaimer**

This information is provided based on reasonable inquiry of our suppliers and represents our current actual knowledge based on the information they provided. This information is subject to change. The part numbers that TE has identified as EU RoHS compliant have a maximum concentration of 0.1% by weight in homogenous materials for lead, hexavalent chromium, mercury, PBB, PBDE, DBP, BBP, DEHP, DIBP, and 0.01% for cadmium, or qualify for an exemption to these limits as defined in the Annexes of Directive 2011/65/EU (RoHS2). Finished electrical and electronic equipment products will be CE marked as required by Directive 2011/65/EU. Components may not be CE marked. Additionally, the part numbers that TE has identified as EU ELV compliant have a maximum concentration of 0.1% by weight in homogenous materials for lead, hexavalent chromium, and mercury, and 0.01% for cadmium, or qualify for an exemption to these limits as defined in the Annexes of Directive 2000/53/EC (ELV). Regarding the REACH Regulation, the information TE provides on SVHC in articles for this part number is based on the latest European Chemicals Agency (ECHA) 'Guidance on requirements for substances in articles' posted at this URL: <https://echa.europa.eu/guidance-documents/guidance-on-reach>

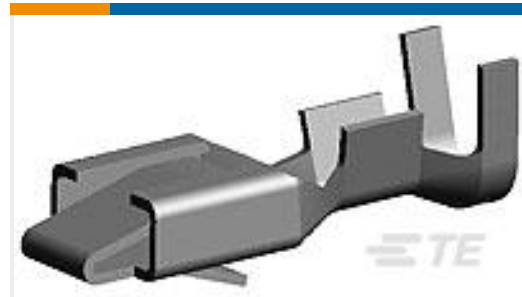
## Compatible Parts

 <p>TE Part # 1-1579007-4 EXTRACTION TOOL</p>	 <p>TE Part # 4-1579007-3 EXTRACTION TOOL KIT</p>	 <p>TE Part # 2150302-1 OCEAN_2.0_Applicator-E-090F140F</p>	 <p>TE Part # 2150302-2 OCEAN_2.0_Applicator-E-090F140F</p>
 <p>TE Part # 7-2150302-1 OCEAN_2.0_Applicator-E-090F140F</p>	 <p>TE Part # 7-2150302-2 OCEAN_2.0_Applicator-E-090F140F</p>	 <p>TE Part # 7-2150302-7 OCEAN_2.0_SPARE_PART_KIT-090F140F</p>	 <p>TE Part # 2-2150302-2 OCEAN_2.0_Applicator-E-090F140F</p>


## Also in the Series | FASTIN-FASTON 250

 <p>Crimp Terminal Housings(211)</p>	 <p>Insertion &amp; Extraction Tools(2)</p>	 <p>PCB Terminals(2)</p>	 <p>Quick Disconnects(254)</p>
---	--	---	---

## Customers Also Bought



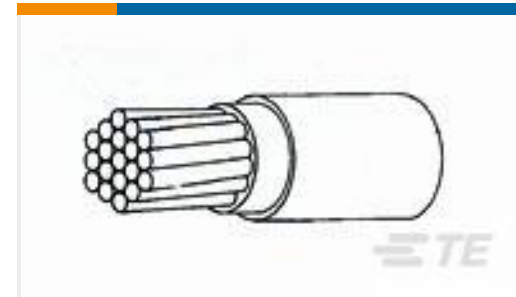
TE Part #640417-1  
BLADE REC 250 18-14AWG BR



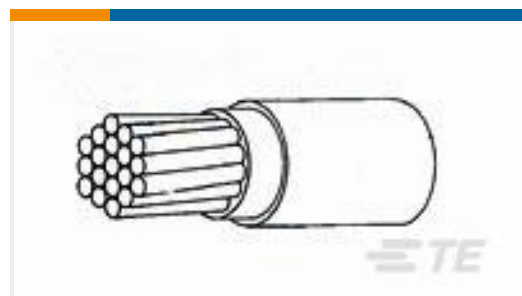
TE Part #927771-1  
JPT REC 2.8 Contact SRC Sn



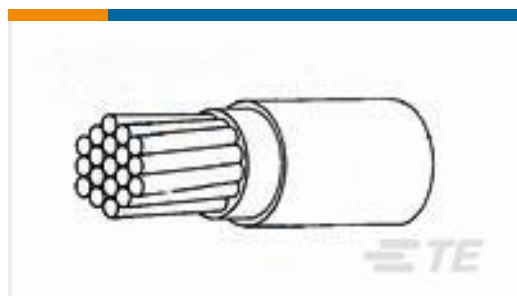
TE Part #42185-2  
RING 22-16 .125 .020TPBR



TE Part #282241-000  
44A0111-14-6



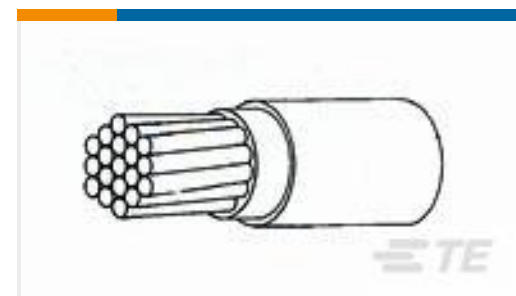
TE Part #282237-000  
44A0111-14-1



TE Part #282239-000  
44A0111-14-3



TE Part #282155-008  
44A0111-14-4



TE Part #282240-000  
44A0111-14-5



TE Part #NB33842001  
TAK-SLEEVE-1/8-X-STK

## Documents

### Product Drawings

[FF 250 REC 0.5-1.5MM2 PB](#)

English

### CAD Files

[3D PDF](#)

3D

Customer View Model

[ENG\\_CVM\\_CVM\\_5-160558-3\\_AN.2d\\_dxf.zip](#)

English

Customer View Model

[ENG\\_CVM\\_CVM\\_5-160558-3\\_AN.3d\\_igs.zip](#)

English

Customer View Model

[ENG\\_CVM\\_CVM\\_5-160558-3\\_AN.3d\\_stp.zip](#)

English

By downloading the CAD file I accept and agree to the [Terms and Conditions](#) of use.



## Product Environmental Compliance

### Product Compliance

English

### Product Compliance

English