




Relays, Contactors & Switches > Relays > Power Relays



Power Relay Type: **Standard**
Coil Magnetic System: **Monostable, DC**
Coil Power Rating DC: **211 mW**
Coil Resistance: **2725 Ω**
Coil Voltage Rating: **24 VDC**

Features

Product Type Features

Power Relay Type	Standard
------------------	----------

Configuration Features

Output Switching	Random
------------------	--------

Electrical Characteristics

Insulation Initial Dielectric Between Coil & Contact Class	3500 – 4000 V
Input Voltage Typical	24 VDC
Actuating System	DC
Insulation Initial Dielectric Between Open Contacts	1000 Vrms
Contact Limiting Short-Time Current	5 A
Coil Power Rating	.2 W
Insulation Creepage Class	3 – 5.5 mm
Output Voltage Rating (DC Relays)	30 VDC
Coil Power Rating Class	200 – 300 mW
Logic Voltage	24 VDC



Insulation Initial Resistance	10000000 MΩ
Output Voltage (Max)	250 V
Contact Limiting Making Current	5 A
Insulation Creepage Between Contact & Coil	4 mm[.157 in]
Contact Limiting Continuous Current	5 A
Insulation Initial Dielectric Between Contacts & Coil	4000 Vrms
Contact Limiting Breaking Current	5 A
Coil Current	.008 A
Coil Magnetic System	Monostable, DC
Coil Power Rating DC	211 mW
Coil Resistance	2725 Ω
Coil Voltage Rating	24 VDC
Contact Switching Load (Min)	100mA @ 24V
Contact Switching Voltage (Max)	400 VAC
Contact Voltage Rating	250 VAC

Body Features

Insulation Special Features	Tracking Index of Relay Base PTI250
Product Weight	5 g[.1764 oz]
Case Color	Orange

Contact Features

Switch Arrangement	(2) x 1 Form C
Contact Arrangement	1 Form C (CO)
Contact Current Class	5 – 10 A, 16 A
Contact Current Rating (Max)	5 A
Contact Material	AgSnO2
Contact Number of Poles	1
Relay Terminal Type	PCB-THT

Termination Features

Relay Termination Type	Through Hole
------------------------	--------------

Mechanical Attachment

Relay Mounting Type	Printed Circuit Board
---------------------	-----------------------

Dimensions

--	--



Length Class (Mechanical)	16 – 20 mm
Height Class (Mechanical)	9 – 10 mm
Insulation Clearance Between Contact & Coil	3.2 mm[.126 in]
Insulation Clearance Class	2.5 – 4 mm
Width Class (Mechanical)	8 – 10 mm
Product Width	10 mm[.394 in]
Product Length	20 mm[.787 in]
Product Height	10 mm[.394 in]

Usage Conditions

Environmental Ambient Temperature (Max)	85 °C[185 °F]
Environmental Ambient Temperature Class	70 – 85 °C

Packaging Features

Packaging Method	Box & Tube, Carton
------------------	--------------------

Product Compliance

For compliance documentation, visit the product page on TE.com>

EU RoHS Directive 2011/65/EU	Compliant
EU ELV Directive 2000/53/EC	Compliant
China RoHS 2 Directive MIIT Order No 32, 2016	No Restricted Materials Above Threshold
EU REACH Regulation (EC) No. 1907/2006	Current ECHA Candidate List: JUNE 2023 (235) Candidate List Declared Against: JUNE 2023 (235) Does not contain REACH SVHC
Halogen Content	Not Low Halogen - contains Br or Cl > 900 ppm.
Solder Process Capability	Wave solder capable to 260°C

Product Compliance Disclaimer

This information is provided based on reasonable inquiry of our suppliers and represents our current actual knowledge based on the information they provided. This information is subject to change. The part numbers that TE has identified as EU RoHS compliant have a maximum concentration of 0.1% by weight in homogenous materials for lead, hexavalent chromium, mercury, PBB, PBDE, DBP, BBP, DEHP, DIBP, and 0.01% for cadmium, or qualify for an exemption to these limits as defined in the Annexes of Directive 2011/65/EU (RoHS2). Finished electrical and electronic equipment products will be CE marked as required by Directive 2011/65/EU. Components may not be CE marked. Additionally, the part numbers that TE has identified as EU ELV compliant have a maximum concentration of 0.1% by weight in homogenous materials for lead, hexavalent chromium, and mercury, and 0.01% for cadmium, or qualify for an exemption to these limits as defined in the Annexes of Directive 2000/53/EC (ELV). Regarding the REACH Regulation, the information TE provides on SVHC in articles for this part number is based on the latest European Chemicals Agency (ECHA) 'Guidance on requirements for substances in articles' posted at this URL: <https://echa.europa.eu/guidance-documents/guidance-on-reach>



Compatible Parts



TE Part # 7-1415539-4
PE013012

Also in the Series | SCHRACK Miniature PCB Relay PE bistable



Power Relays(40)

Customers Also Bought



TE Part #1623728-1
Wirewound Resistor: Vertical Mount



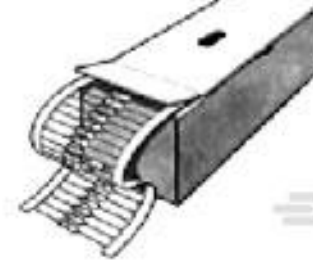
TE Part #1-1462038-6
IM06NS=IM RELAY 140mW 12V



TE Part #2-520084-2
ULTRAFAST 110 ASSY REC 22-18
TPBR LP



TE Part #2-521103-2
ULTRA-FAST 187 ASY REC 22-18 TPBR




TE Part #2176045-7
EP 5W 68R 5%



TE Part #3-1879352-0
RR02 5% 5R1 AMMO



TE Part #215079-8
MICRO-MATCH FOB.08P



TE Part #0253350001
TMS-SCE-1K-1-2.0-9



Documents

CAD Files

Customer View Model

ENG_CVM_CVM_5-1415535-5_A5.3d_igs.zip

English

Customer View Model

ENG_CVM_CVM_5-1415535-5_A5.3d_stp.zip

English

Customer View Model

ENG_CVM_CVM_5-1415535-5_A5.2d_dxf.zip

English

3D PDF

3D

By downloading the CAD file I accept and agree to the [Terms and Conditions](#) of use.

Datasheets & Catalog Pages

Miniature PCB Relay PE

English

Product Specifications

Definitions General Purpose Relays

English

Agency Approvals

VDE Certificate

English