

5-103974-7 ✓ ACTIVE

AMPMODU | AMPMODU MTE

TE Internal #: 5-103974-7

Connector Assembly, Receptacle, Wire-to-Board, 8 Position, .1 in [2.54 mm] Centerline, Crimp / Insulation Displacement (IDC), 1 Row, AMPMODU MTE

[View on TE.com >](#)



Connectors > PCB Connectors > Wire-to-Board Connectors > Wire-to-Board Connector Assemblies & Housings



Connector Product Type: **Connector Assembly**

Connector & Housing Type: **Receptacle**

Connector System: **Wire-to-Board**

Number of Positions: **8**

Centerline (Pitch): **2.54 mm [.1 in]**

Features

Product Type Features

Applied Pressure	Standard
Connector Product Type	Connector Assembly
Connector & Housing Type	Receptacle
Connector System	Wire-to-Board
Sealable	No
Connector & Contact Terminates To	Wire & Cable

Configuration Features

Number of Positions	8
Number of Rows	1

Electrical Characteristics

Termination Resistance	15 mΩ
Dielectric Withstanding Voltage (Max)	600 VAC
Insulation Resistance	5000 MΩ
Operating Voltage	267 V

Body Features

Primary Product Color	Black
-----------------------	-------

Contact Features

Contact Retention Within Housing	With
----------------------------------	------



Contact Layout	Inline
Contact Type	Socket
PCB Contact Termination Area Plating Material Finish	Matte
PCB Contact Termination Area Plating Material	Tin
Contact Base Material	Phosphor Bronze
Contact Current Rating (Max)	3 A

Termination Features

Termination Method to Wire & Cable	Crimp, Insulation Displacement (IDC)
------------------------------------	--------------------------------------

Mechanical Attachment

Strain Relief	Without
Contact Retention Type Within Housing	Locking Lance
Panel Mount Feature	Without
PCB Mount Retention	Without
Mating Retention	Without
Connector Mounting Type	Cable Mount (Free-Hanging)

Housing Features

Housing Material	Thermoplastic
Centerline (Pitch)	2.54 mm[.1 in]

Dimensions

Connector Length	40.64 mm[1.6 in]
Connector Height	2.49 mm[.098 in]
Compatible Insulation Diameter Range	1.37 mm[.054 in]
Wire Size	.12 – .4 mm ²

Usage Conditions

Operating Temperature Range	-65 – 105 °C[-85 – 221 °F]
-----------------------------	----------------------------

Operation/Application

Circuit Application	Signal
---------------------	--------

Industry Standards

Glow Wire Rating	Standard Part - Not Glow Wire
Approved Standards	CSA LR7189, UL E28476
UL Flammability Rating	UL 94V-0

Packaging Features



Packaging Quantity	26
Packaging Method	Tube

Other

Discrete Wire Connector Comment	Maximum insulation diameter is 1.14 [.045] for Pneumatic Terminators., Ribbon Cable Notched handles 22-28 AWG
---------------------------------	---

Product Compliance

[For compliance documentation, visit the product page on TE.com>](#)

EU RoHS Directive 2011/65/EU	Compliant
EU ELV Directive 2000/53/EC	Compliant
China RoHS 2 Directive MIIT Order No 32, 2016	No Restricted Materials Above Threshold
EU REACH Regulation (EC) No. 1907/2006	Current ECHA Candidate List: JUNE 2023 (235) Candidate List Declared Against: JAN 2021 (211) Does not contain REACH SVHC
Halogen Content	Not Low Halogen - contains Br or Cl > 900 ppm.
Solder Process Capability	Not applicable for solder process capability

Product Compliance Disclaimer

This information is provided based on reasonable inquiry of our suppliers and represents our current actual knowledge based on the information they provided. This information is subject to change. The part numbers that TE has identified as EU RoHS compliant have a maximum concentration of 0.1% by weight in homogenous materials for lead, hexavalent chromium, mercury, PBB, PBDE, DBP, BBP, DEHP, DIBP, and 0.01% for cadmium, or qualify for an exemption to these limits as defined in the Annexes of Directive 2011/65/EU (RoHS2). Finished electrical and electronic equipment products will be CE marked as required by Directive 2011/65/EU. Components may not be CE marked. Additionally, the part numbers that TE has identified as EU ELV compliant have a maximum concentration of 0.1% by weight in homogenous materials for lead, hexavalent chromium, and mercury, and 0.01% for cadmium, or qualify for an exemption to these limits as defined in the Annexes of Directive 2000/53/EC (ELV). Regarding the REACH Regulation, the information TE provides on SVHC in articles for this part number is based on the latest European Chemicals Agency (ECHA) 'Guidance on requirements for substances in articles' posted at this URL: <https://echa.europa.eu/guidance-documents/guidance-on-reach>

Compatible Parts



TE Part # 58074-1
MTA 50/100/156 MANUAL TOOL FRAME



TE Part # 843477-1
TOOL, EXTRACTION RESET

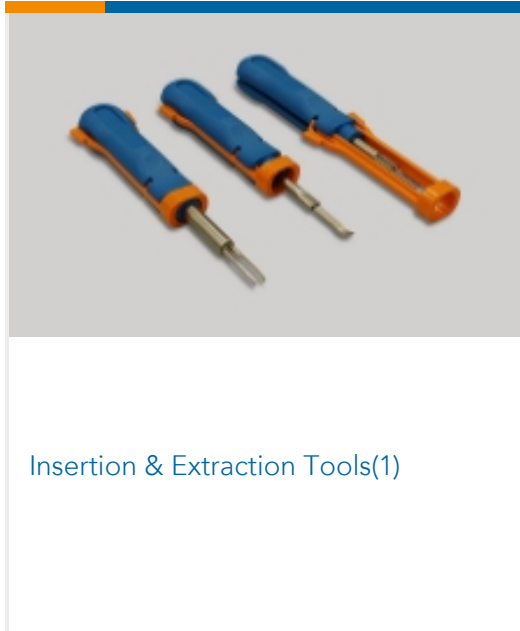


TE Part # 58336-1
HEAD (IDC) MODU MTE W/O TL



TE Part # 487378-6
007 HOUSING FFC RCPT 100CL SR

Also in the Series | AMPMODU MTE




Insertion & Extraction Tools(1)




PCB Connector Shrouds(40)



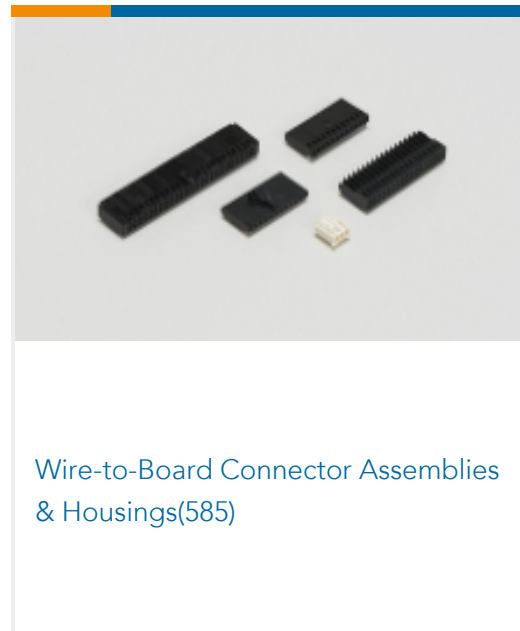
PCB Headers & Receptacles(763)




Ribbon Connector Accessories(1)



Standard Rectangular Connectors(2)



Wire-to-Board Connector Assemblies & Housings(585)



Wire-to-Board Connector Contacts(32)

Customers Also Bought



TE Part #5747845-5
15 MSFL RCPT RA 318 (SL,FM,BL)



TE Part #4-1879073-3
THS10 1K0 5%



TE Part #6-292161-4
CT P/HDR ASSY V 4P W/KINK BLAC



TE Part #1705549-1
Invertible Modular Jack 8P shielded



TE Part #2-1445055-5
MICRO MNL HDR ASSY S/ROW LF



TE Part #2-1445096-3
MICRO MNL HDR ASSY SINGLE ROW



TE Part #5-103970-1
10X2 MTE RCPT SR RIBBED .100CL



TE Part #5-103976-3
5X4 MTE RCPT SR PLAIN .100CL



Documents

Product Drawings

[2X8 MTE RCPT SR PLAIN .100CL](#)

English

CAD Files

[3D PDF](#)

3D

Customer View Model

[ENG_CVM_CVM_5-103974-7_M.2d_dxf.zip](#)

English

Customer View Model

[ENG_CVM_CVM_5-103974-7_M.3d_igs.zip](#)

English

Customer View Model

[ENG_CVM_CVM_5-103974-7_M.3d_stp.zip](#)

English

By downloading the CAD file I accept and agree to the [Terms and Conditions](#) of use.

Datasheets & Catalog Pages

[AMP MODU MTE Section of Catalog 1307819](#)

English

[AMPMODU_INTERCONNECTION_SYSTEM_SECTION5_CONT](#)

English

[AMPMODU MTE INTERCONNECT SYSTEM](#)

English

Product Specifications

[Application Specification](#)

English